



City of Vaughan Age-Friendly Community Action Plan

**Older Adult Task Force Meeting
April 26, 2021**

Overview

1. Project Update (5 mins)
2. Presentation of Key Findings from Current State Analysis (20 mins)
3. Discussion of Age-Friendly Strengths, Gaps, and Opportunities (40 mins)

Project Status



Age-Friendly Communities

An Age-Friendly community is one that responds to both the opportunities and challenges of an ageing population by creating physical and social environments that support independent active living and enable older people to continue contributing to all aspects of community life. (Ontario Age-Friendly Community Planning Guide)

Picture Source: Centre for Age-Friendly Excellence



Current State Analysis Report

- Current Policy Framework
- Jurisdictional Scan
- Demographic Profile
- Age-Friendly Indicators
- Projected Future Characteristics
- Review of Older Adult Services
- Inventory of Senior Services

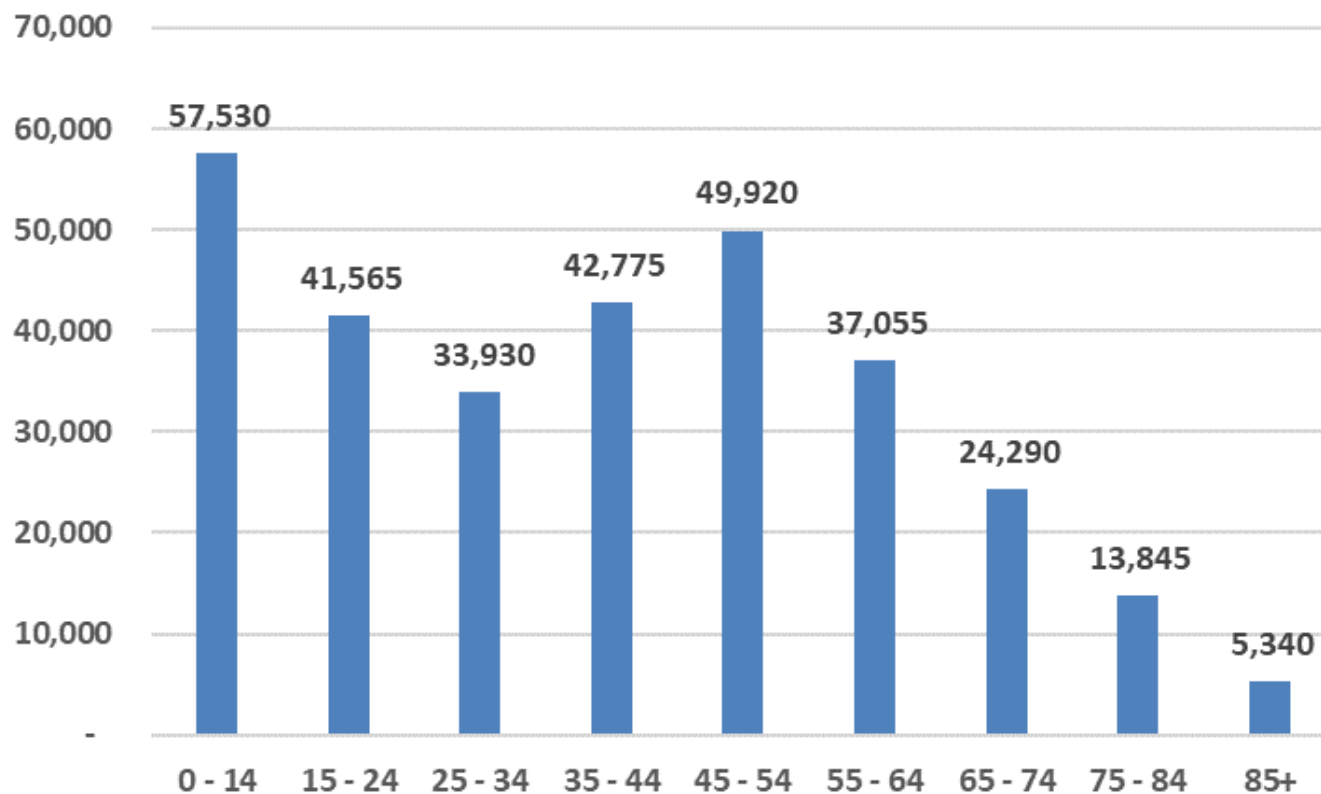
Findings – Policy Review

- World Health Organization, Global Age-Friendly Cities Guide
- Age-Friendly Communities in Canada: Community Implementation Guide
- Ontario's Action Plan for Seniors
- Creating a more Inclusive Ontario: Age-Friendly Community Planning Guide
- Advancing Accessibility in Ontario Framework
- York Region Seniors Strategy
- York Region Official Plan
- City of Vaughan Term of Council Excellence Strategic Plan
- City of Vaughan Official Plan, Transportation Master Plan, Pedestrian and Bicycle Master Plan, Recreation Strategy, Active Together Master Plan, Accessibility Plan

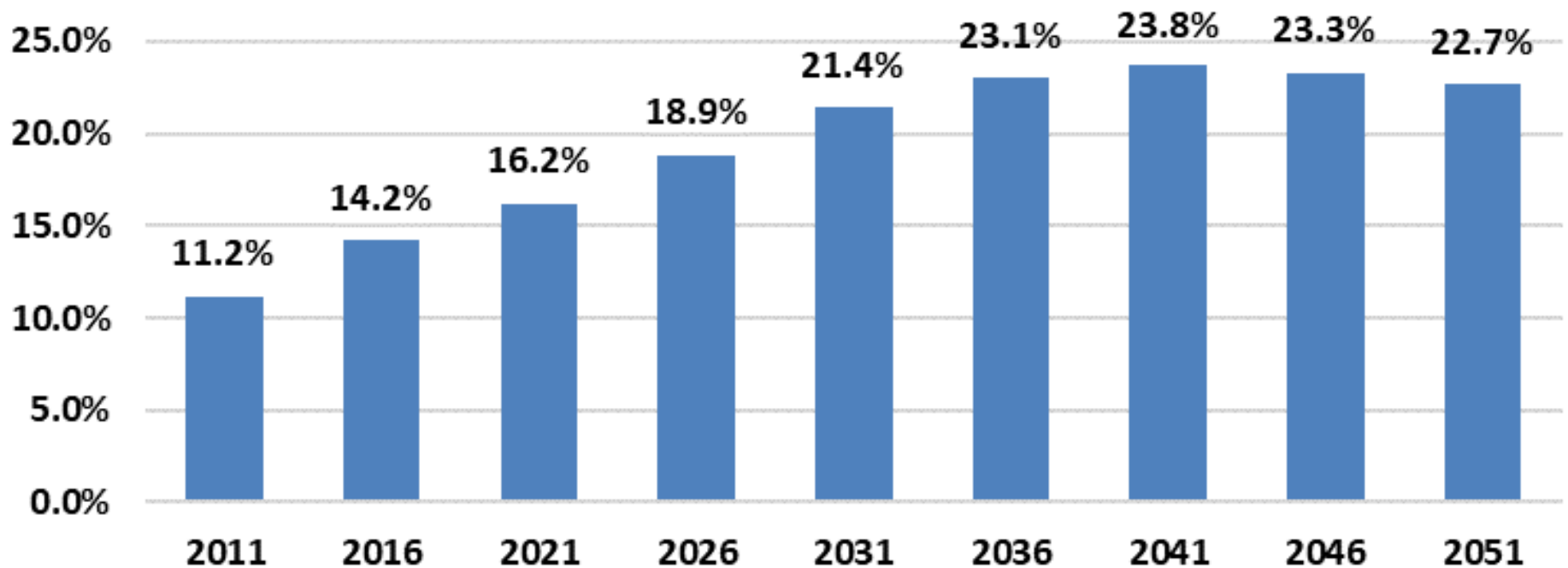
Findings – Jurisdictional Scan

1. City of Brampton
2. City of Richmond
3. City of Barrie
4. City of Hamilton
5. City of Markham
6. City of Toronto
7. County of Perth
8. City of Edmonton
9. City of Pickering
10. City of Kitchener

Findings – Population by Age



Findings – Population Growth 65+



* Provided by York Region – Confidential, Data Subject to Change

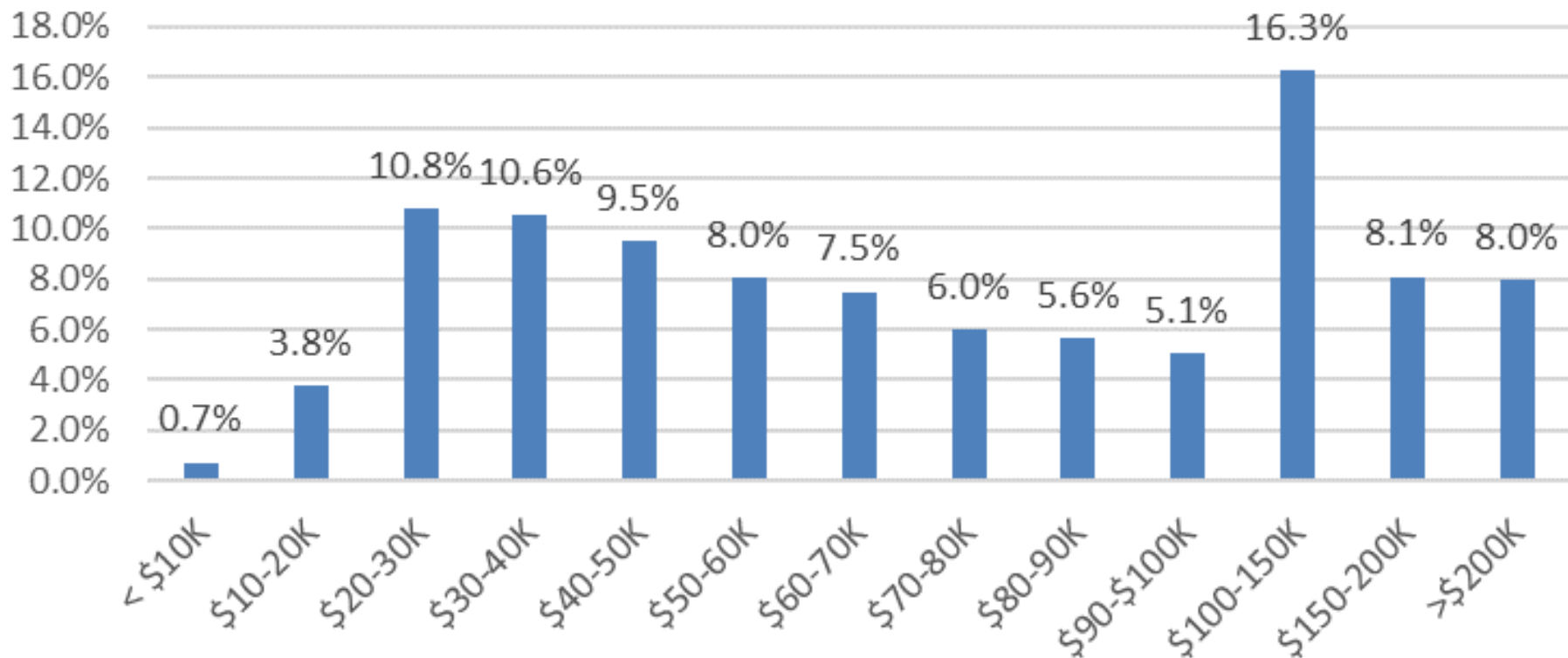
Findings – Risks for Isolation

- 5,395 seniors or 22.1% of seniors in Vaughan live alone
- 7,790 seniors in Vaughan or 18.7% of seniors cannot speak English
- National statistics show that 12% of Canadians age 65 and older feel socially isolated

Findings – Labour Force

Vaughan	Age 65+
Total - labour force status	41,650
In the labour force	7,385
Employed	7,030
Unemployed	355
Not in the labour force	34,260
Participation rate	17.7%
Employment rate	16.9%
Unemployment rate	4.8%

Findings – Senior Household Income



Findings – Housing Types

- 63% of Vaughan's seniors live in single-detached homes
- 23% live in apartment buildings
- 6% live in townhomes
- 5% in semi-detached homes
- 3% in secondary suites

Findings – Housing Affordability

- 6,710 senior led households (or 27.6% of seniors) spend more than 30% of income on shelter costs
- 2,090 senior led households (or 8.6% of seniors) spend more than 50% of their income on shelter costs
- 4,295 senior households (17.6%) are in core housing need
- 45% of senior renter households are in core housing need

Findings – Sense of Community

- 71.2% of York Region seniors report a somewhat strong or very strong sense of belonging to the local community.
- Almost 90% report their life satisfaction as satisfied or very satisfied.

Findings – Health

- 26.4% of York Region seniors perceived their health to be fair or poor.
- 30.9% of seniors in York Region have activity limitations.
- 16.2% of York Region seniors are obese.
- 52.2% of seniors in York Region report engaging in moderately active or activity physical activity.

Findings – Senior Services



Questions?



Your thoughts



Discussion

Strengths &
Assets

Challenges,
Gaps, Barriers

Opportunities &
Ideas