



The products you'll see below are readily available for zip code **LOL 1X0**. Not your zip code? [Update it now.](#)



### HARDIEPANEL® VERTICAL SIDING **SELECT CEDARMILL®**

Our natural cedar look has a soft texture that mimics wood.



### HARDIEPANEL® VERTICAL SIDING **SMOOTH**

You can't go wrong with this simple, versatile look.




## THE STATEMENT COLLECTION™

Classic shades—engineered with long-lasting ColorPlus® Technology—will make a statement that resonates for generations. The tried and true colors of James Hardie's Statement Collection™ products were designed for every home. They're our most popular hues. And they are readily available in your region.



### SIDING COLORS

Iron Gray



[Request a Quote >](#)

[Request a Sample >](#)

Colors shown may vary due to screen resolution. Please see actual product sample for true color.

### AVAILABLE SIZES


<b>THICKNESS:</b> 3.312"	<b>WIDTHS:</b> 48" <b>EXPOSURES:</b> 48"
<b>LENGTH:</b> 96" boards	

[Warranty Information >](#)

LANDMARK®

[COLORVIEW](#)

[GET AN ESTIMATE](#)



[OVERVIEW](#)   [TECHNICAL INFO](#)   [INSTALLATION](#)   [WARRANTY](#)   [FIND A PRO](#)

# LANDMARK®

For homeowners seeking true peace of mind, Landmark® shingles are the high-quality, reliable choice for beautifying and protecting a home. With a dual-layered design that emulates the dimensionality of true wood shake, Landmark asphalt shingles offer the heaviest weight and widest array of color options in their class, allowing you to create or re-create the ideal look for your home with confidence. Backed by a 100+ year legacy of trusted manufacturing performance, all Landmark shingles include CertainTeed's industry-leading, lifetime-limited warranty.

- Certified as meeting the industry's toughest third-party (UL) manufacturing quality standards
- Dual-layered construction provides extra protection from the elements
- Ten year StreakFighter® algae-resistance warranty
- Class A fire-resistance rating

*Due to variation in computer monitors and printers, the color samples seen on your computer screen may not exactly match the corresponding color. To verify actual product color, ask to see the actual product, available through a CertainTeed contractor or distributor.*

## PRODUCT OVERVIEW

- [Landmark Series Brochure - Northwest](#)
- [Landmark Series Brochure - North Central](#)
- [Landmark Series Brochure - Lake Central](#)
- [Landmark Series Brochure - Northeast](#)
- [\(More Info\)](#)

## TECHNICAL SPECS

- [Data Sheet - Landmark Series](#)
- [SDS - Asphalt Shingle - AR](#)
- [SDS - Asphalt Shingle - non-AR](#)
- [3-Part Spec - Landmark](#)
- [\(More Info\)](#)


## INSTALLATION

- [Landmark Installation Instructions](#)
- [Video:Installing Landmark - five course pattern, alternate closed cut valley & skylight flashing](#)
- [\(More Info\)](#)

Make a statement without saying a word...

INTRODUCING TWO NEW MATTE COLOURS

## PRESTIGE



THE RESIDENTIAL METAL ROOFING COLLECTION BY VICWEST

### Standard Finish - 16" (26 Gauge)

						
56161 Cambridge White	56076 White White	56069 Bone White	56162 Antique Linen	56074 Tan	56154 Metro Brown	56062 Dark Brown
						
56080 Bright Red	56090 Ivory	56065 Mist Green	56073 Dark Green	56157 Turquoise	56067 Slate Blue	56081 Royale Blue
						
56079 Heron Blue	56068 Black	56072 Charcoal	56071 Stone Grey	56082 Regent Grey	AZ 150 Galvalume <sup>TM</sup> Plus	

### Standard Finish - 20" (24 Gauge)

				
56062 Dark Brown	56064 Dark Red	56068 Black	ME3234 Copper	AZ180 Galvalume <sup>TM</sup> Plus

### Matte Finish - 26 Gauge

	
9822 Ebony	10695 Shadow Deep Gray
	
9821 Graphite	10740 Burnished Slate
	
10276 Espresso	

Our **Prestige** roof is an elegant batten-style roofing profile that is installed direct on a solid substrate using Vicwest's unique snap-in-place design. Visually striking and available in a rich, sophisticated colour palette, **Prestige** is the perfect solution for homeowners looking for a "statement" roof. Engineered from 24 or 26-gauge steel and backed by a 50-year lifetime limited transferable finish warranty, **Prestige** makes a bold statement and is fully supported by the best warranty in its class.

Note: Galvalume<sup>TM</sup> is not a 50-year finish

vicwest.com



BUILDING FOR TOMORROW

Colours shown above may vary from actual colours due to printing process. We recommend you ask your Vicwest distributor for actual samples before making a colour selection.



HARDIESHINGLE® SIDING


## STRAIGHT EDGE PANEL

A clean-lined, tailored look.




### THE STATEMENT COLLECTION™

Classic shades—engineered with long-lasting ColorPlus® Technology—will make a statement that resonates for generations. The tried and true colors of James Hardie's Statement Collection™ products were designed for every home. They're our most popular hues. And they are readily available in your region.



#### SIDING COLORS

Night Gray



[Request a Quote >](#)

[Request a Sample >](#)

Colors shown may vary due to screen resolution. Please see actual product sample for true color.

#### AVAILABLE SIZES

<b>THICKNESS:</b> 3.25"	<b>WIDTHS:</b> 15.25"
<b>LENGTH:</b> 48" boards	<b>EXPOSURES:</b> 6.976"

[Warranty Information >](#)

Not finding the color you're looking for?

[+ See More Color Options](#)

[SIZING](#)
[INTERIOR](#)
[HARDWARE](#)
[GRILLES](#)
[EXTERIOR](#)
[GLASS](#)
[SUMMARY](#)

400 Series Double-Hung Window


 Interior

 Exterior

[SAVE](#)
[FIND A DEALER](#)
[PRODUCT  
DETAILS](#)
[REQUEST A  
QUOTE](#)

To purchase this product or customize it further, take this summary to your Andersen dealer.

Product Name	400 Series Double-Hung Window
Product ID#	TW2636
Unit Width	31 5/8"
Unit Height	44 7/8"
Interior Color	Pine
Glass	Low-E4® Glass
Hardware	Standard Lock and Keeper, Black
Optional Hardware	None, Black
Grille Pattern	Colonial - Top Sash Only
Grille Width	3/4"
Exterior Color	Sandtone
Exterior Trim Profile	None
Exterior Trim Color	Sandtone

\* Distressed bronze and oil rubbed bronze are 'living' finishes that will change with time and use.

\* Options shown are not available for all products within the series. Computer monitor limitations prevent exact color duplication. For an accurate representation of color options please view actual color samples available at your Andersen window & patio door supplier.

## SUMMARY OF YOUR GARAGE DOOR PROJECT



<b>Model:</b>	Eastman E-22
<b>Quantity:</b>	1
<b>Size:</b>	9' 0" x 7' 0" (width x height)
<b>Sections:</b>	1¾"-thick galvanized steel + 5/8" overlays, insulation R-16 26-gauge galvanized steel, woodgrain finish; Each section is built with solid mechanical interlocking joint using triple contact InterLok weatherstripping. Pressure-injected polyurethane foam insulation.
<b>Color:</b>	Claystone, Overlays: Claystone
<b>Windows:</b>	Thermopane - Decorative inserts Richmond (40" X 13") Sealed thermal glass inserted into a polypropylene frame; windows are thermopane.

Please note that colors shown on your screen may vary based on your screen or printer settings. To have a precise view of colors, contact a Garaga dealer for samples.

 **Find a Garaga Dealer near you!**

To get your project started

