ATTACHMENT 7





TRUE NORTH

PROJECT NORTH

ELEVATION GENERAL NOTES

- ALL OVERHANGS TO BE 8" UNLESS OTHERWISE SHOWN

IAN ROBERTSON DESIGN

REVISIONS			
#	Description	Date	By
1	ISSUED FOR SITE PLAN APPROVAL	NOV. 29/19	BM
2	ISSUED FOR FLOORS/ TRUSSES & CORES/LAB	DEC. 18/19	BM
3	RE-ISSUED FOR SITE PLAN APPROVAL 2ND SUBMISSION	FEB. 07/20	BM

Prof. Eng. Stamp

Client
DARREN & DANIELE MCNAIR

Project
DA.19.080
79 VALLEYVIEW COURT,
CITY OF VAUGHAN

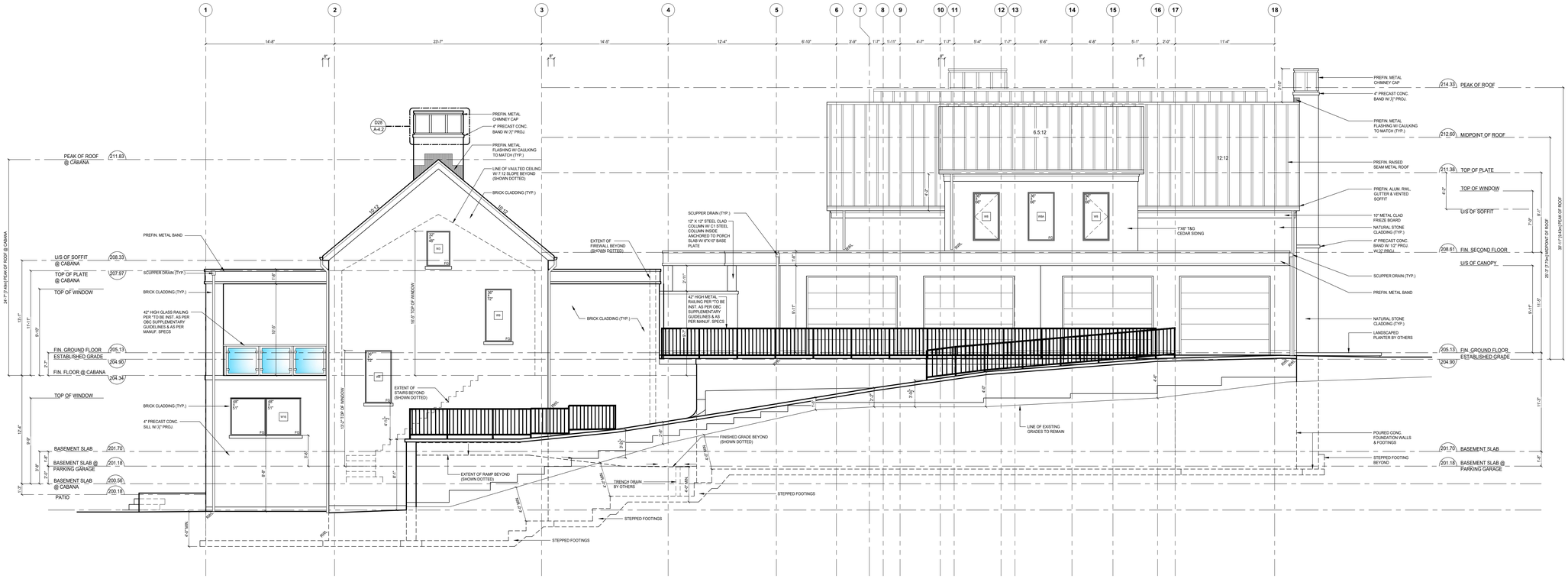
Sheet Title
FRONT ELEVATION

Drawn by	Checked by
MG	BM
Project No.	Page
18-11	A-2.0
Scale	
3/16" = 1'0"	

20 RIVERMEDE ROAD, UNIT 161, VAUGHAN, ONTARIO, L4K 3N3
PHONE: 905.417.1811 FAX: 905.417.1812 WWW.IANROBERTSONDESIGN.CA

- ISSUED FOR SITE PLAN APPROVAL





SPATIAL SEPARATION

WALL AREA =	1284.74 SF (119.36 SM)
LIMITING DISTANCE =	21.71 @ 100%
MAX. ALLOWABLE OPENINGS =	1284.74 SF (119.36 SM)
OPENINGS PROVIDED =	98.67 SF (9.17 SM)

SPATIAL SEPARATION

WALL AREA =	1035.49 SF (96.20 SM)
LIMITING DISTANCE =	17.69 M @ 100%
MAX. ALLOWABLE OPENINGS =	1035.49 SF (96.20 SM)
OPENINGS PROVIDED =	49.30 SF (4.60 SM)

ELEVATION GENERAL NOTES

- ALL OVERHANGS TO BE 8" UNLESS OTHERWISE SHOWN
- REFER TO FRONT ELEVATION FOR INFORMATION NOT SHOWN

TRUE NORTH

PROJECT NORTH

REVISIONS			
#	Description	Date	By
1	ISSUED FOR SITE PLAN APPROVAL	NOV. 29/19	BM
2	ISSUED FOR FLOORS/ TRUSSES & CORES/SLAB	DEC. 18/19	BM
3	RE-ISSUED FOR SITE PLAN APPROVAL 2ND SUBMISSION	FEB. 07/20	BM

IANROBERTSONDESIGN

20 RIVERMEDE ROAD, UNIT 101, VAUGHAN, ONTARIO, L4K 3R3
PHONE: 647.478.1305 | EMAIL: IAN@IANROBERTSONDESIGN.CA

- ISSUED FOR SITE PLAN APPROVAL

P. Eng. Stamp

Client: DARREN & DANIELE MCNAIR

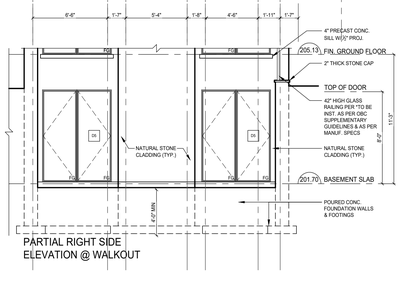
Project: DA.19.080
79 VALLEYVIEW COURT, CITY OF VAUGHAN

Sheet Title: LEFT SIDE ELEVATION

Drawn By	Checked By	Sheet
MG	BM	A-2.1
Project No.	Scale	
18-11	3/16" = 1'0"	







PARTIAL RIGHT SIDE ELEVATION @ WALKOUT

LIMITING DISTANCE

SPATIAL SEPARATION	
WALL AREA =	1001.77 SF (93.07 SM)
LIMITING DISTANCE =	8.63 M @ 78%
MAX. ALLOWABLE OPENINGS =	781.38 SF (72.59 SM)
OPENINGS PROVIDED =	172.34 SF (16.01 SM)

TRUE NORTH

PROJECT NORTH

ELEVATION GENERAL NOTES

- ALL OVERHANGS TO BE 8" UNLESS OTHERWISE SHOWN
- REFER TO FRONT ELEVATION FOR INFORMATION NOT SHOWN

IANROBERTSONDESIGN

REVISIONS			
#	Description	Date	By
1	ISSUED FOR SITE PLAN APPROVAL	NOV. 29/19	BM
2	ISSUED FOR FLOORS/ TRUSSES & CORESLAB	DEC. 18/19	BM
3	RE-ISSUED FOR SITE PLAN APPROVAL 2ND SUBMISSION	FEB. 07/20	BM

P. Eng. Stamp

Client: DARREN & DANIELE MCNAIR

Project: DA.19.080
79 VALLEYVIEW COURT,
CITY OF VAUGHAN

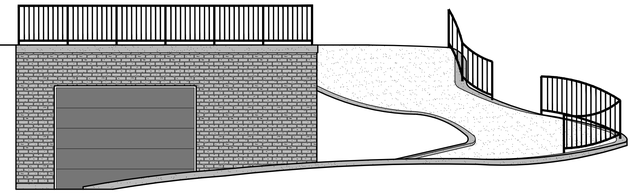
Sheet Title: RIGHT SIDE ELEVATION

Drawn by:	MG	Checked by:	BM
Project No.:	18-11	Page:	A-2.2
Scale:	3/16" = 1'0"		

20 RIVERMEDE ROAD, UNIT 101, VAUGHAN, ONTARIO, L4K 0K3
PHONE: 905.761.5588 FAX: 905.761.5589 IANROBERTSONDESIGN.CA

- ISSUED FOR SITE PLAN APPROVAL







TRUE NORTH

PROJECT NORTH

ELEVATION GENERAL NOTES

- ALL OVERHANGS TO BE 8" UNLESS OTHERWISE SHOWN
- REFER TO FRONT ELEVATION FOR INFORMATION NOT SHOWN

IANROBERTSONDESIGN

REVISIONS			
#	Description	Date:	By:
1	ISSUED FOR SITE PLAN APPROVAL	NOV. 29/19	BM
2	ISSUED FOR FLOORS/ TRUSSES & CORE/SLAB	DEC. 18/19	BM
3	RE-ISSUED FOR SITE PLAN APPROVAL 2ND SUBMISSION	FEB. 07/20	BM

P. Eng. Stamp

Client: DARREN & DANIELE MCNAIR

Project: DA.19.080
79 VALLEYVIEW COURT, CITY OF VAUGHAN

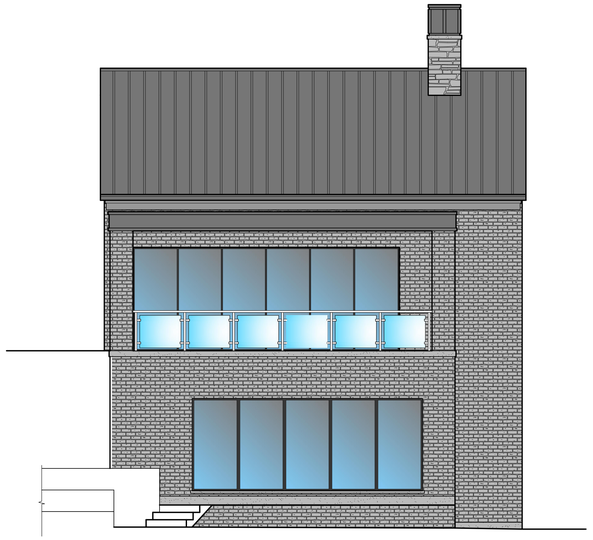
Sheet Title: REAR ELEVATION

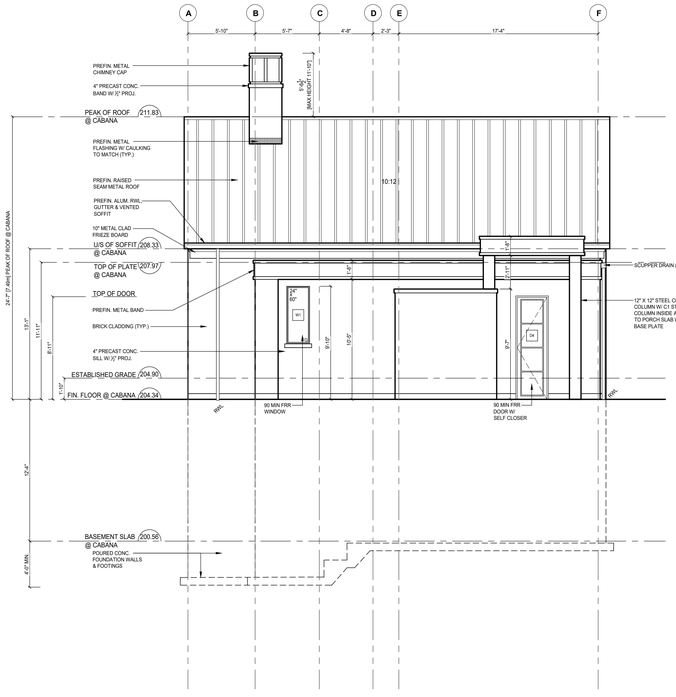
Drawn By:	MG	Checked By:	BM
Project No:	18-11	Page	A-2.3
Scale:	3/16" = 1'0"		

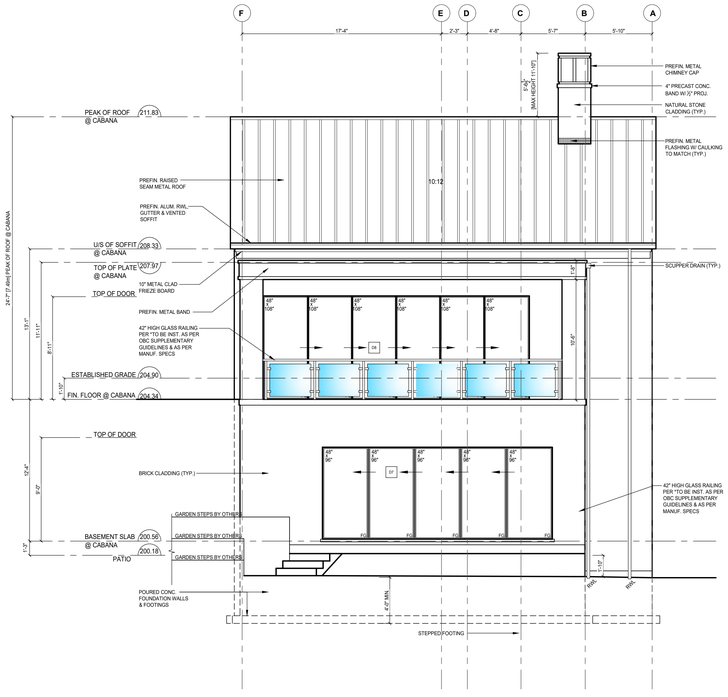
20 RIVERCREST ROAD, UNIT 101, VAUGHAN, ONTARIO, L4K 0K5
PHONE: 905.417.1111 | INFO@IANROBERTSONDESIGN.CA

- ISSUED FOR SITE PLAN APPROVAL









TRUE NORTH

PROJECT NORTH

ELEVATION GENERAL NOTES

- ALL OVERHANGS TO BE 8" UNLESS OTHERWISE SHOWN.
- REFER TO FRONT ELEVATION FOR INFORMATION NOT SHOWN.

IANROBERTSONDESIGN

REVISIONS			
#	Description	Date	By
1	ISSUED FOR SITE PLAN APPROVAL	NOV. 29/19	BM
2	ISSUED FOR FLOORS/ TRUSSES & CORESLAB	DEC. 18/19	BM
3	RE-ISSUED FOR SITE PLAN APPROVAL 2ND SUBMISSION	FEB. 07/20	BM

P. Eng. Stamp

Client
DARREN & DANIELE MCNAIR

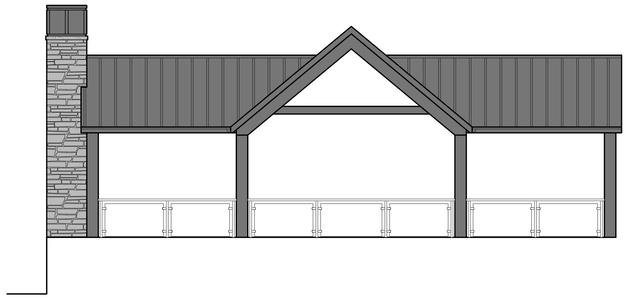
Project
DA.19.080
79 VALLEYVIEW COURT,
CITY OF VAUGHAN

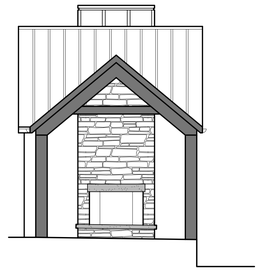
Sheet Title
CABANA FRONT & REAR ELEVATIONS

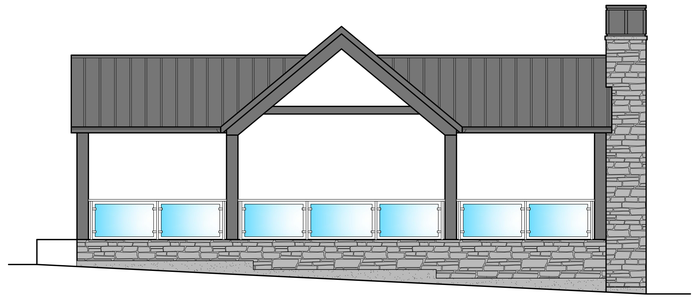
Drawn by	Checked by
MG	BM
Project No.	Page
18-11	A-2.4
Scale	
3/16" = 1'0"	


- ISSUED FOR SITE PLAN APPROVAL

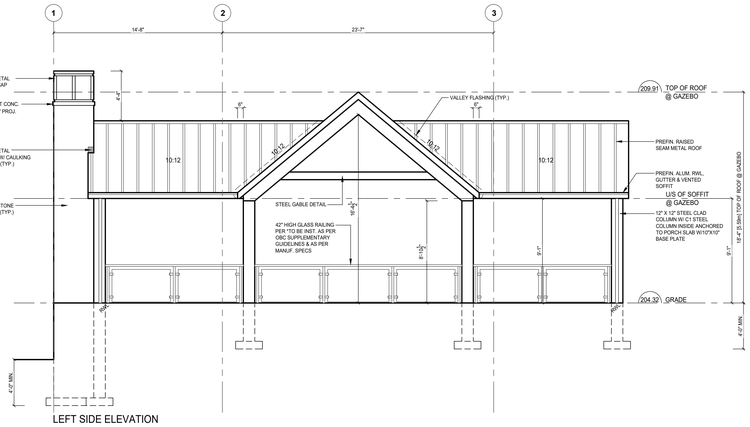
29 RIVERMEDE ROAD, UNIT 101, VAUGHAN, ONTARIO, L4K 3N3
PHONE: 416.843.2800 EXT. 101 | WWW.IANROBERTSONDESIGN.CA



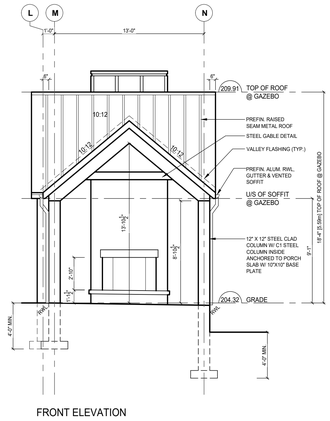




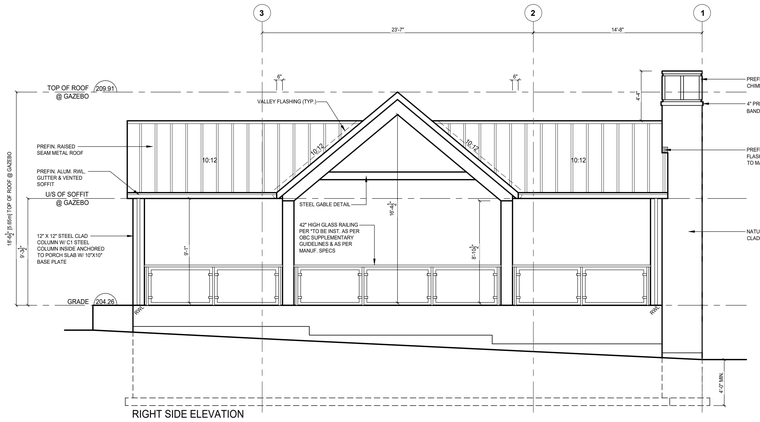




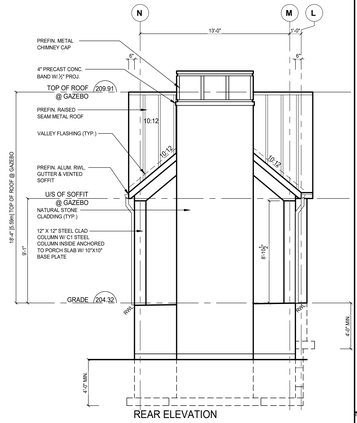
LEFT SIDE ELEVATION



FRONT ELEVATION



RIGHT SIDE ELEVATION



REAR ELEVATION

TRUE NORTH

PROJECT NORTH

ELEVATION GENERAL NOTES

- ALL OVERHANGS TO BE 8" UNLESS OTHERWISE SHOWN
- REFER TO FRONT ELEVATION FOR INFORMATION NOT SHOWN

IANROBERTSONDESIGN

REVISIONS			
#	Description	Date	By
1	ISSUED FOR SITE PLAN APPROVAL	NOV. 29/19	BM
2	ISSUED FOR FLOORS/ TRUSSES & CORESLAB	DEC. 18/19	BM
3	RE-ISSUED FOR SITE PLAN APPROVAL 2ND SUBMISSION	FEB. 07/20	BM

Prof. Eng. Stamp

Client
DARREN & DANIELE MCNAIR

Project
DA.19.080
79 VALLEYVIEW COURT,
CITY OF VAUGHAN

Sheet Title
GAZEBO
ELEVATIONS

Drawn By: MG | Checked By: BM
Project No.: 18-11
Scale: 3/16" = 1'0"
Page: A-2.5

20 RIVERMEDE ROAD, UNIT 101, VAUGHAN, ONTARIO, L4K 3N3
PHONE: 905-597-8519 | FAX: 905-597-8520 | WWW.IANROBERTSONDESIGN.CA

- ISSUED FOR SITE PLAN APPROVAL