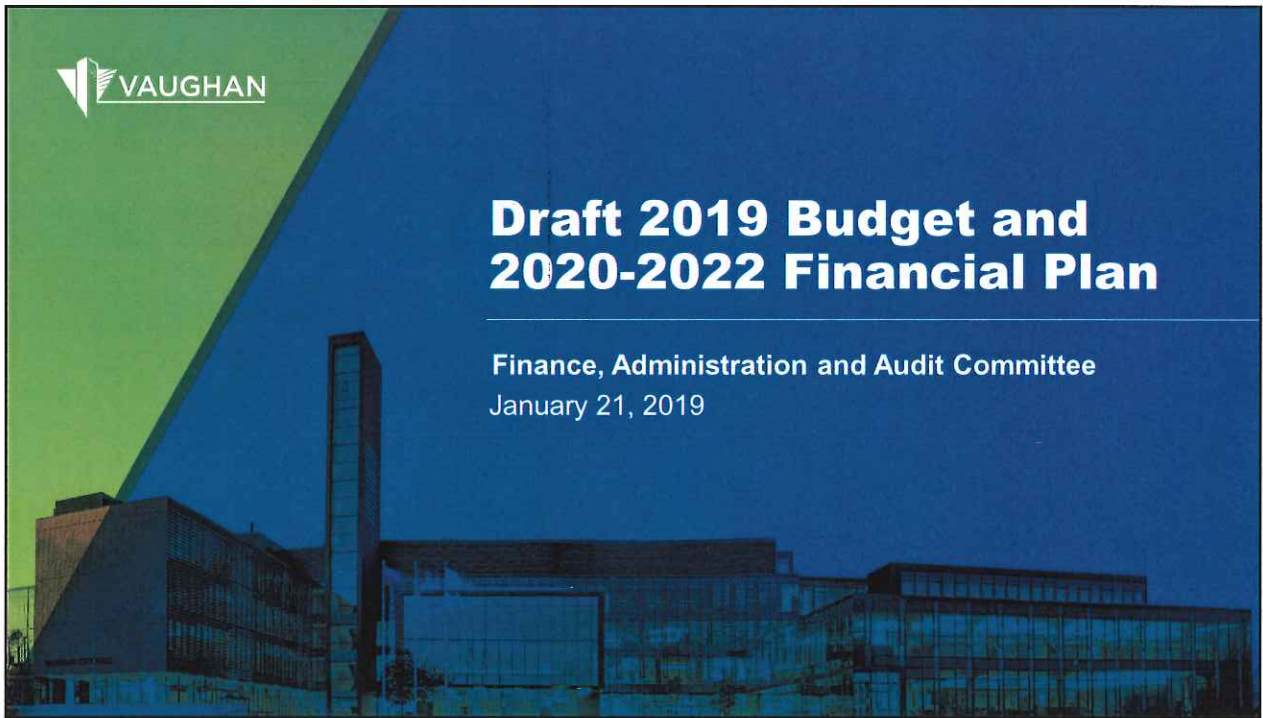


C 1  
COMMUNICATION  
FAA- JAN 21/19(PM)  
ITEM - 1



# Draft 2019 Budget and 2020-2022 Financial Plan

Finance, Administration and Audit Committee  
January 21, 2019



## Building on our Success

Tax rate increase **no greater than**  
**3%**

Vaughan Council continues to ensure one of the **lowest** tax rates in the GTA

Vaughan is one of the  
**SAFEST**  
COMMUNITIES  
IN CANADA

Budget savings for this Term of Council amounted to more than  
**\$30 million**

### TRANSPORTATION ACHIEVEMENTS:

Viva Rapid Transit

Metrolinx Regional Express Rail (RER)

Kirby GO Station

Highway 427 Expansion

The Mackenzie Vaughan Hospital will be Canada's first 'smart' technology hospital with a capacity of

**550** beds

More than  
**23,000**  
new jobs were created

**TTC Line 1 Subway Extension** opened for public ridership in 2017

Award-winning

**Vaughan Resource Library**

**97% SATISFACTION RATING**

Planning for a better tomorrow

**5 MAJOR STUDIES:**

- Official Plan
- Engineering Development Charge Background Study
- Growth Management Strategy
- Water and Wastewater Master Plan
- Green Directions Vaughan











**VAUGHAN**

## Financial Sustainability and Fiscal Transparency

Budget Guiding Principles Support Budget Priorities

**Financial Sustainability**

**Guiding Principles**

**Principles In Action**


**Principle 1**  
Consideration Towards Existing Service Levels

**Principle 2**  
Growth Pays for Growth

**Principle 3**  
New Initiatives to Enhance the City

**Approach to**

- Infrastructure
- Services
- Managing Money



**VAUGHAN**

## **Transformational City-Building** Vibrant City and Respected Community

- Vaughan's Emerging Downtown
- Improving Access to Healthcare
- The Place to Be
- Moving Vaughan Forward





**VAUGHAN**

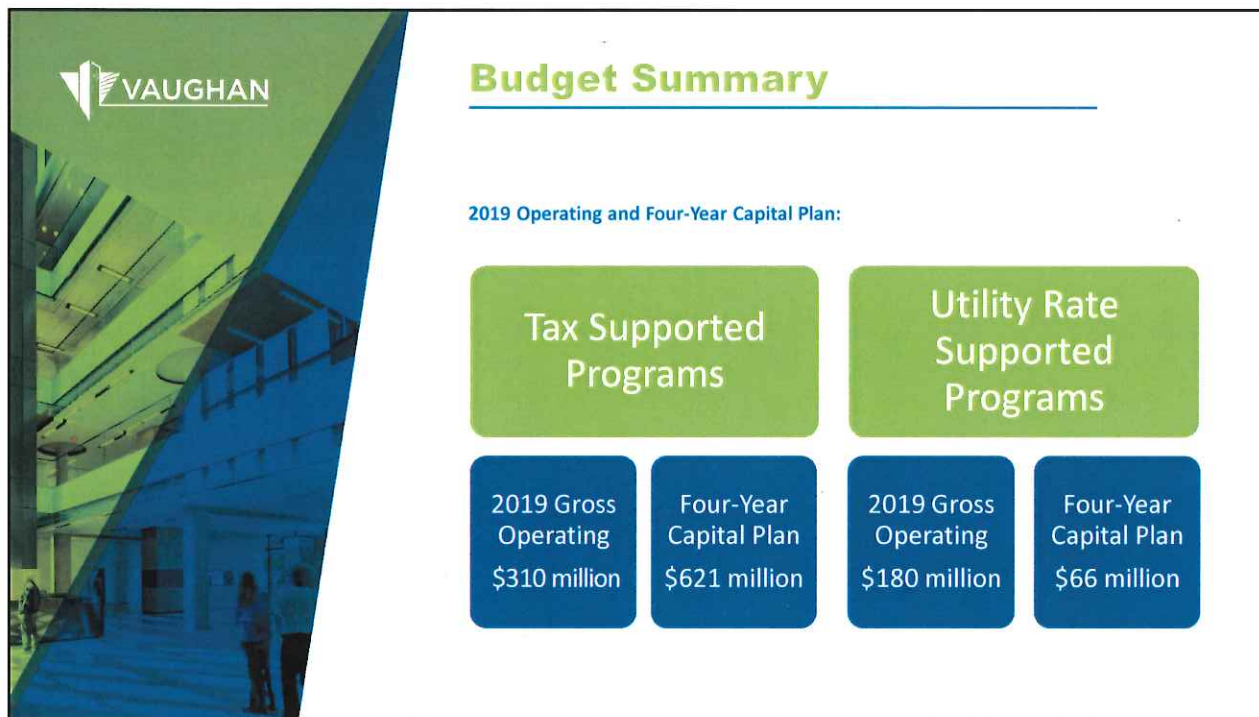
## Transformational City-Building

High Quality of Life

- Vaughan: The Green City
- Celebrating a Diverse Community
- Empowering Older Adults



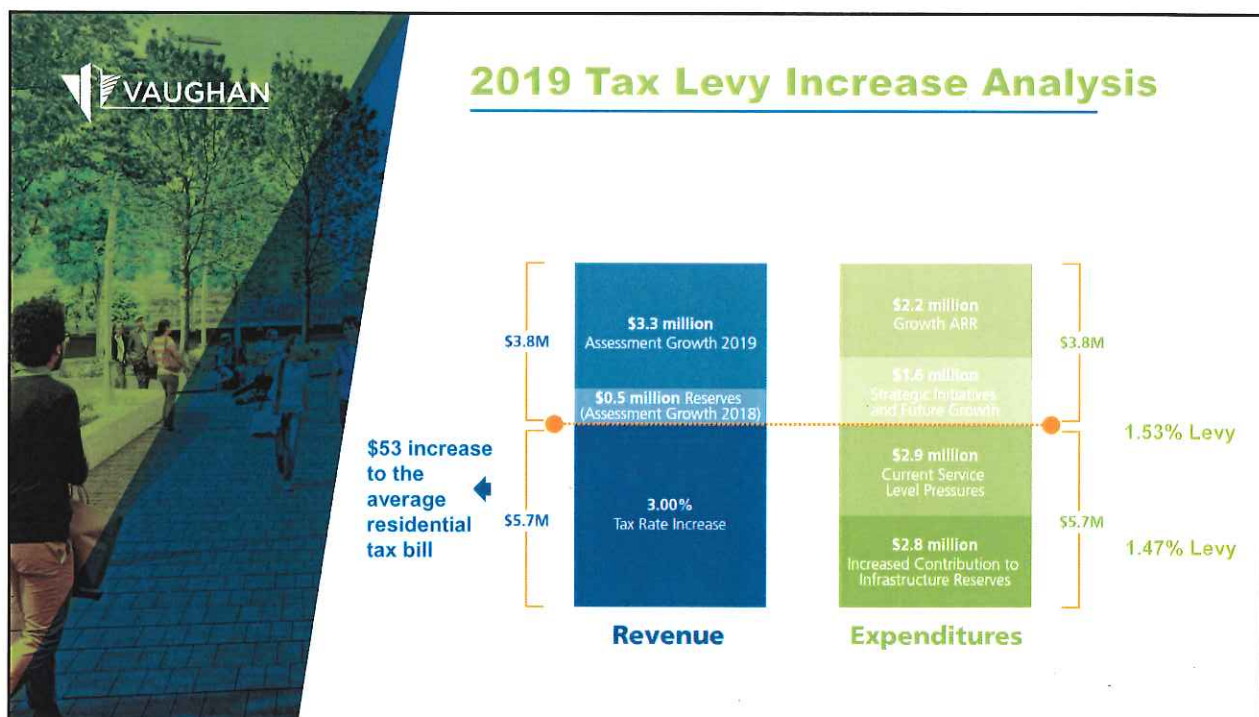






## Proposed Tax Supported Operating Budget

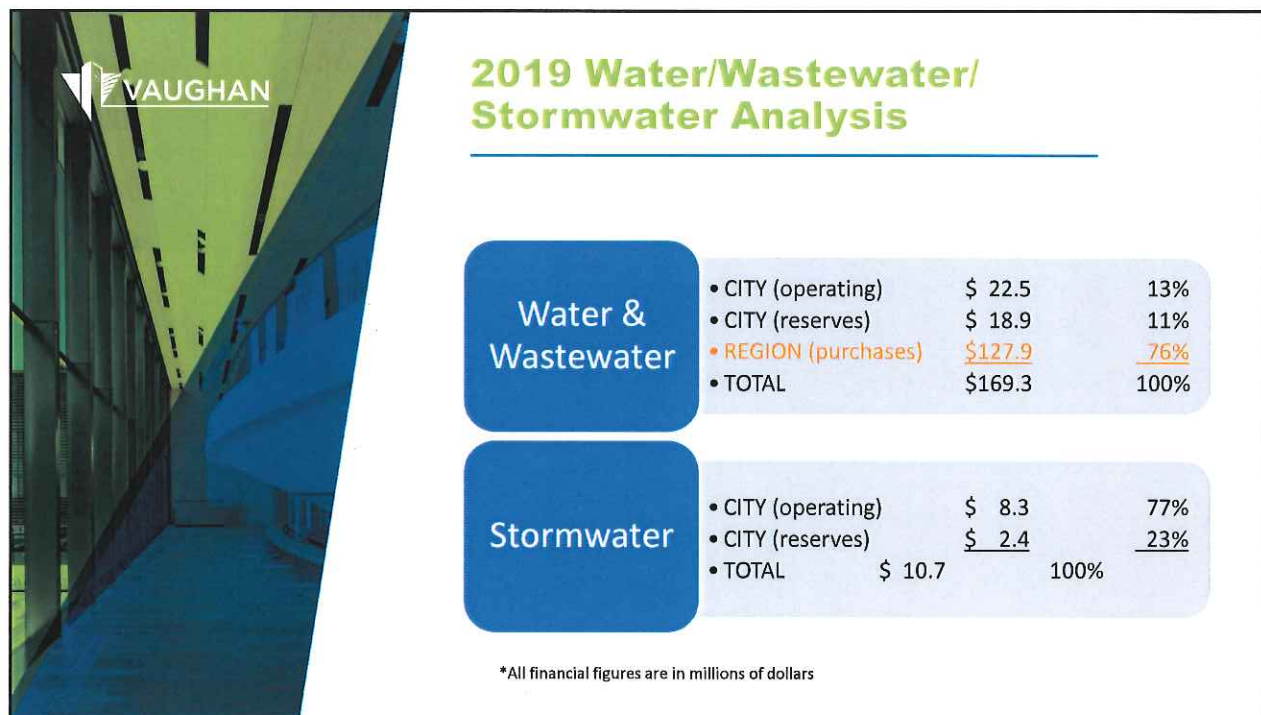
	2018	2019	2020	2021	2022
\$M	Approved	Proposed Budget	Plan	Plan	Plan
Gross Operating	292.5	310.3	319.1	327.7	337.3
Less: Non-Tax Revenue	94.9	103.7	104.5	104.8	105.7
Net Operating	197.6	206.6	214.6	223.0	231.6
Assessment Growth	3.5	3.3	2.0	2.1	2.2
Supplemental Taxation and PIL	5.9	5.9	5.9	5.9	5.9
Net Levy Requirement	188.2	197.4	206.7	214.9	223.5
Incremental Levy Requirement	5.2	5.7	6.0	6.3	6.5
Incremental Tax Rate	2.89%	3.00%	3.00%	3.00%	3.00%



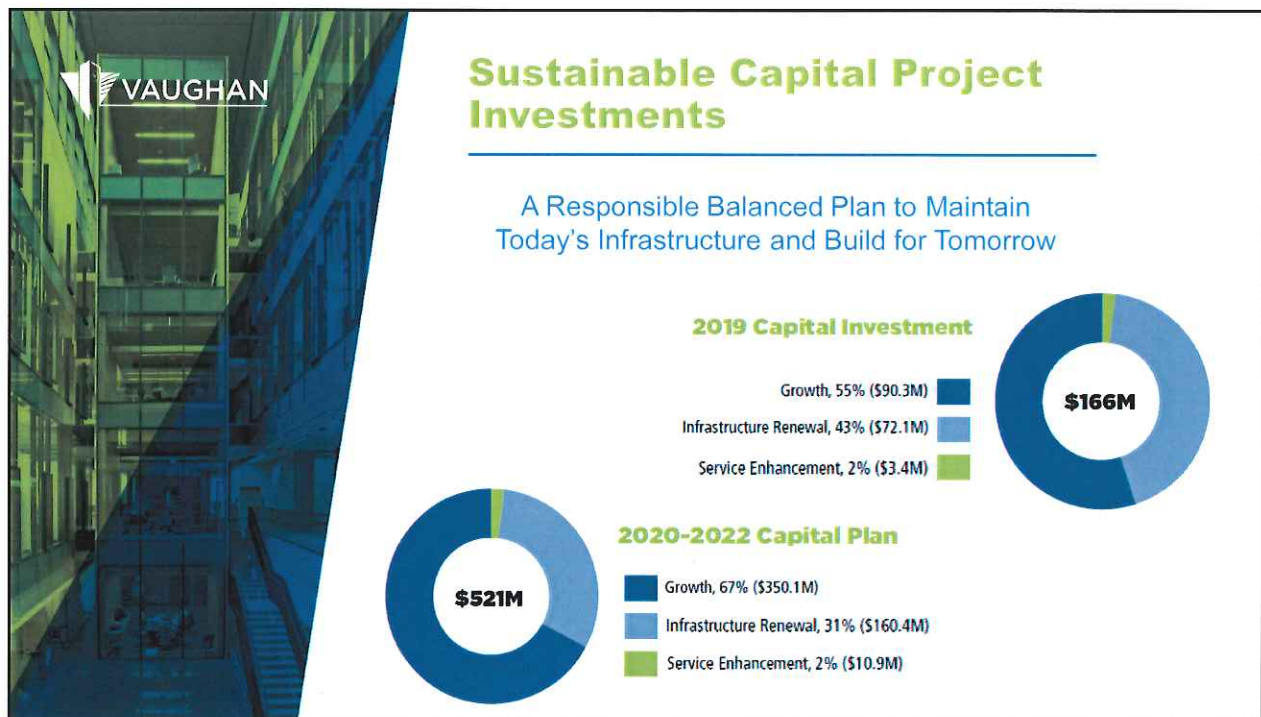


## Proposed Water/Wastewater/ Stormwater Operating Budget

	2018	2019	2020	2021	2022
	Approved	Proposed Budget	Plan	Plan	Plan
(\$M)					
Revenue	158.3	175.0	193.0	203.6	211.3
Purchases	116.2	127.9	140.0	146.4	150.5
Gross Margin	42.1	47.1	53.0	57.2	60.8
Other Revenue	3.1	5.0	5.1	5.1	4.8
Expenditures					
Maintenance & Installation	14.7	16.3	16.5	16.2	16.2
General Administration	10.9	11.8	11.8	11.9	11.9
Other	3.3	2.7	3.0	3.3	4.0
Lifecycle Contribution	16.3	21.3	26.8	30.9	33.5
Total	45.2	52.1	58.1	62.3	65.6
Net	0.0	0.0	0.0	0.0	0.0
Water and Wastewater Rate Increase	9.9%	9.9%	9.9%	3.0%	3.0%
Stormwater Charge Increase	1.6%	4.4%	4.4%	4.5%	4.5%







## Where Do Taxes Go? Understanding the Tax Bill

### Average Residential Tax Bill

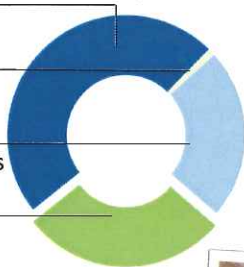
York Region  
**48% - \$3,124**

Hospital Levy  
**1% - \$66**

Local School Boards  
**23% - \$1,515**

City of Vaughan  
**28% - \$1,837**

Note: Based on average assessment  
value of \$891,000



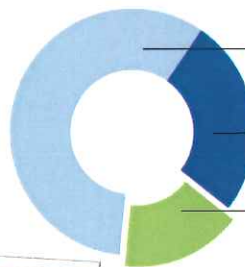
### Commercial Tax Bill


Local School Boards  
**58% - \$966**

York Region  
**26% - \$432**

City of Vaughan  
**16% - \$263**

Note: Based on assessment  
value of \$100,000





**VAUGHAN**


## Where Do Taxes Go?

### Understanding the Tax Bill

---

#### City Expenditures by Service (per tax dollar)

<b>\$0.20</b>	Public Works & Road Services
<b>\$0.18</b>	Community Services
<b>\$0.17</b>	Fire and Rescue Services
<b>\$0.15</b>	General Government, Legal & Clerks
<b>\$0.11</b>	Capital Investment & Debt Servicing
<b>\$0.10</b>	Planning & Growth
<b>\$0.06</b>	Vaughan Public Libraries
<b>\$0.03</b>	Fulfil Council's priorities by City Manager, Internal Audit, Integrity Comm. and others
<b>\$1.00</b>	<b>Total</b>

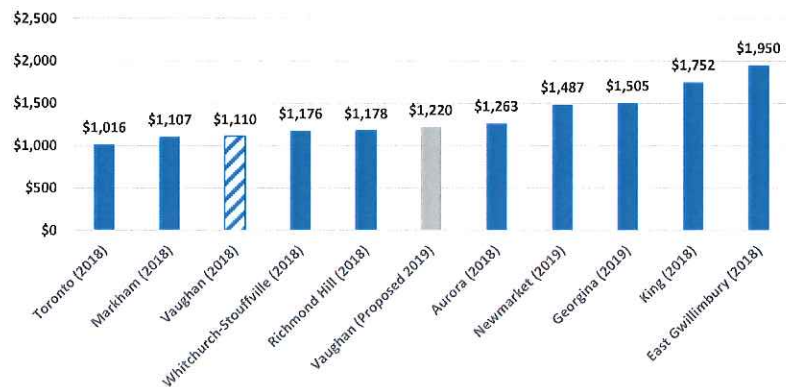







## Water and Wastewater Rates Among Lowest in GTA

Annual Cost Based on 267 M<sup>3</sup>



- For 2019 the combined draft rate is \$4.5682/m<sup>3</sup> representing a 9.90% increase over 2018.
- The increase to the average household that consumes 267 cubic metres will be approximately \$109.87 annually or \$9.16 per month.





## Next Steps Future Meeting Dates

City of Vaughan	York Region
<ul style="list-style-type: none"><li>• <b>Feb. 4:</b> Programs and Services Budget Review</li><li>• <b>Feb. 20:</b> Adoption of 2019 Budget and 2020-2022 Financial Plan</li></ul>	<ul style="list-style-type: none"><li>• <b>Jan. 31:</b> Table Budget with Council</li><li>• <b>Feb. 14 &amp; 21:</b> Committee of Whole Reviews</li><li>• <b>Feb. 28:</b> Tentative Budget Approval</li></ul>

**Public deputations are encouraged at all budget meetings**