

C 1

Communication

CW(WS) – May 7, 2025

Item No. 1

Tree Protection By-law and Tree Protection Protocol

Committee of the Whole (WS)
Presentation – May 7, 2025



Agenda

- Background and Benchmarking
- Tree Protection By-law Updates
- Tree Protection Protocol Updates



BACKGROUND AND BENCHMARKING

Strategic Alignment



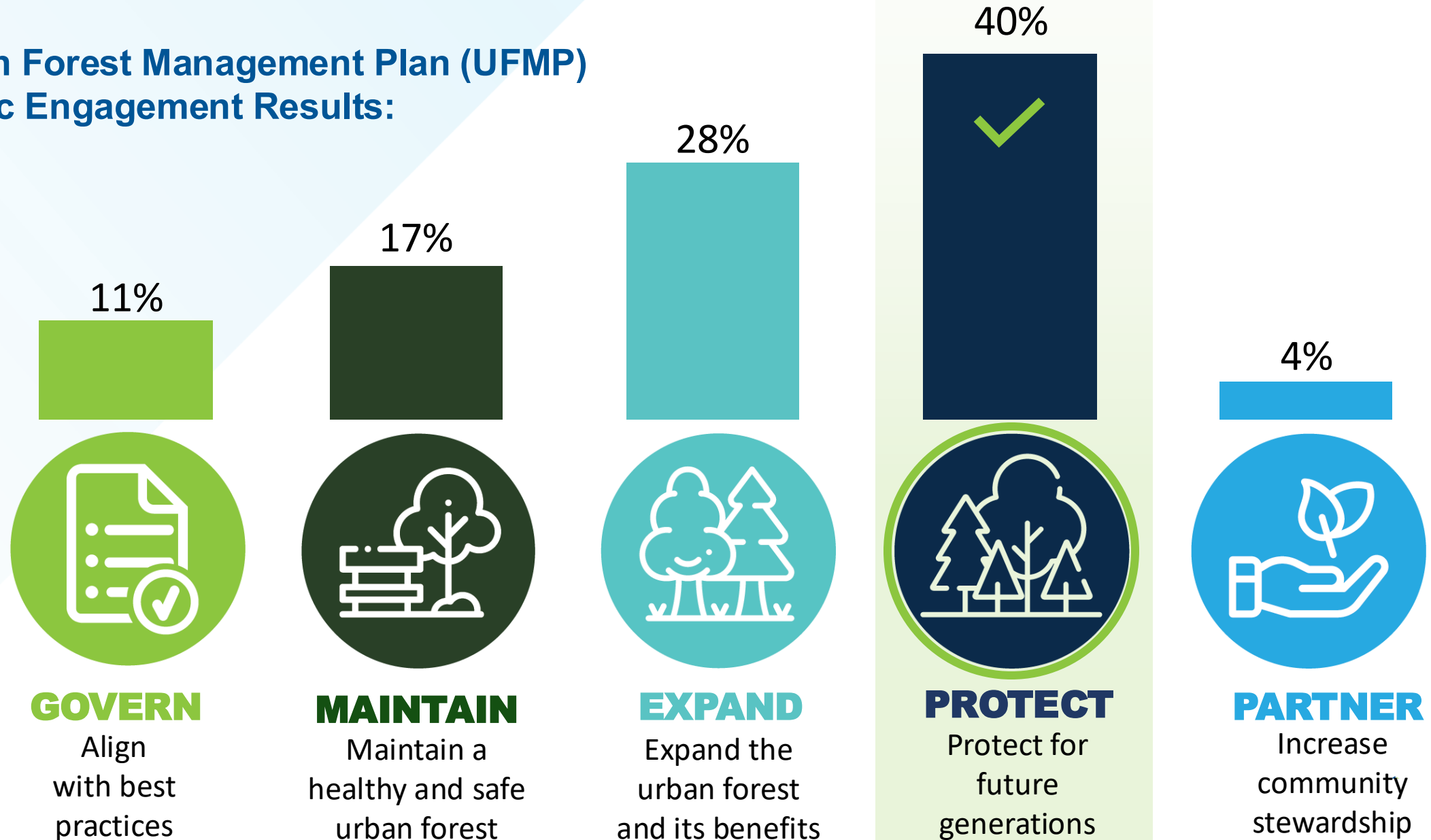
Prioritizing
Environmental Sustainability

Partners in **City Building**

Enhancing
Service Excellence

Resident Ranking of Most Important UFMP Goal


Urban Forest Management Plan (UFMP) Public Engagement Results:




Vaughan Tree By-laws: Brief History



**Public Tree
By-law
2005**



**Private Tree
By-law
2007**



**Consolidated
By-law and Tree
Protection Protocol
2018**



**Updated By-law and
Tree Protection
Protocol
2025**

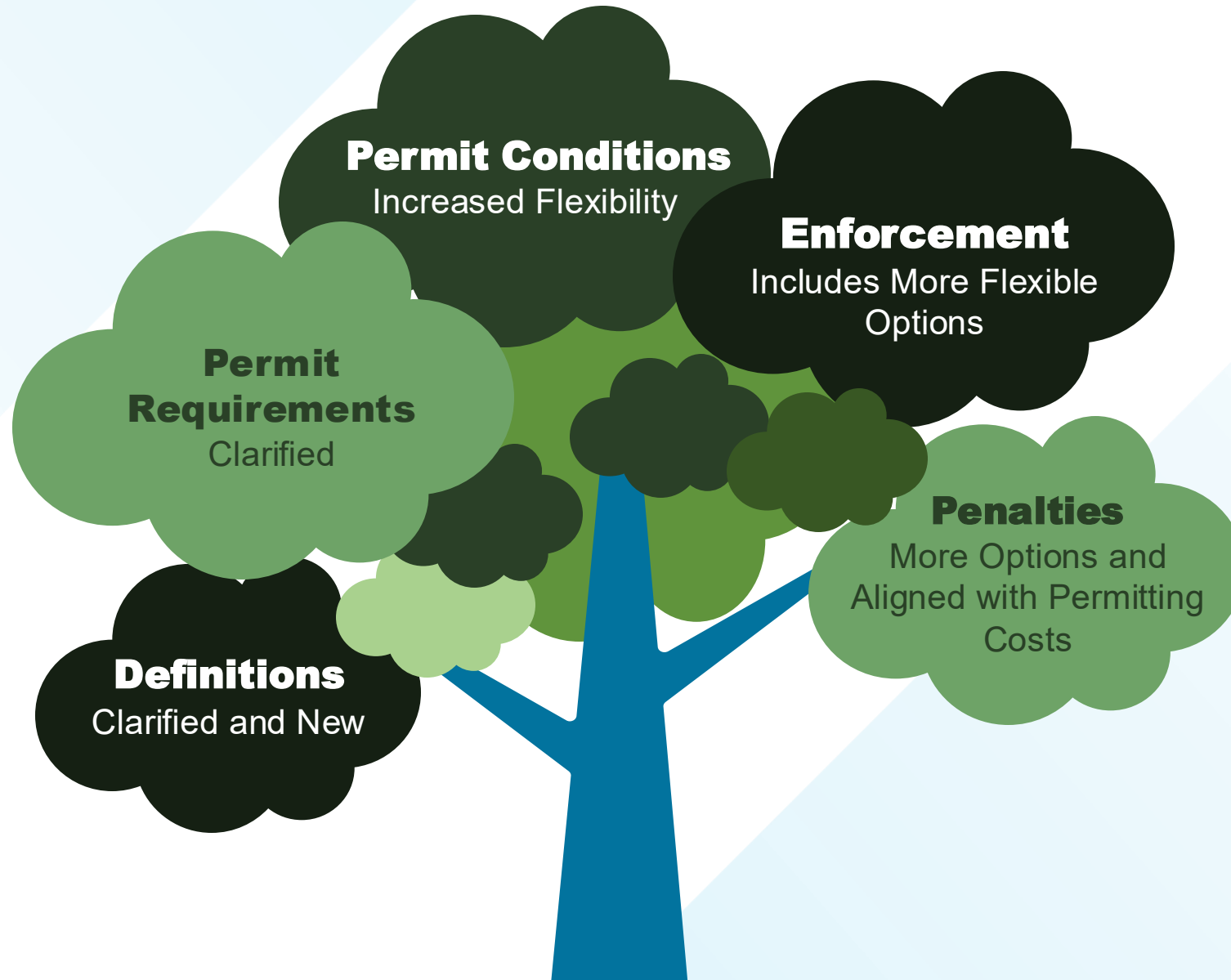
Municipal Benchmarking: Current State

Jurisdiction	Administrative Penalties (APs)			Provincial Offence Act (POA)		
	Uses APs for Tree Penalties	Lowest Tree Penalty AP	Highest Tree Penalty AP	POA Penalties per Municipal Act Max	Minimum POA Penalty	Maximum POA Penalty
Newmarket	Yes	\$1,000	\$2,250	Yes	\$500	\$100,000
London	Yes	\$750	\$1,000	Yes	\$500	\$100,000
Markham	Yes	\$500	\$500	Yes	\$300	\$100,000
Oakville	Yes	\$300	\$500	Yes	\$400	\$100,000
Brampton	Yes	\$250	\$1,000	Yes	N/A	\$100,000
Mississauga	No	-	-	Yes	\$500	\$100,000
Burlington	No	-	-	Yes	\$500	\$100,000
Toronto	No	-	-	Yes	\$500	\$100,000
Richmond Hill	No	-	-	No	\$300	\$100,000
Vaughan	No	-	-	No	\$250	\$10,000

A photograph of a dense forest with tall, straight tree trunks and a vibrant green canopy. A dirt path covered in fallen leaves leads from the foreground into the distance. A large, semi-transparent green arrow points from the left towards the right, serving as a background for the title text.

TREE PROTECTION PROTOCOL UPDATES

Key Changes: Overview



Key Changes: Penalties



Administrative Penalties

New: \$500 to \$2,700



New Minimum Fines

Previously: \$250



New Maximum Fines

Previously: \$10,000



Special Fines

Previously: \$25,000

\$>100,000

Municipal Benchmarking: Future State

Jurisdiction	Administrative Penalties (APs)			Provincial Offence Act (POA)		
	Uses APs for Tree Penalties	Lowest Tree Penalty AP	Highest Tree Penalty AP	POA Penalties per Municipal Act Max	Minimum POA Penalty	Maximum POA Penalty
Vaughan	Yes	\$500	\$2,700	Yes	\$500	\$100,000
Newmarket	Yes	\$1,000	\$2,250	Yes	\$500	\$100,000
London	Yes	\$750	\$1,000	Yes	\$500	\$100,000
Markham	Yes	\$500	\$500	Yes	\$300	\$100,000
Oakville	Yes	\$300	\$500	Yes	\$400	\$100,000
Brampton	Yes	\$250	\$1,000	Yes	N/A	\$100,000
Mississauga	No	-	-	Yes	\$500	\$100,000
Burlington	No	-	-	Yes	\$500	\$100,000
Toronto	No	-	-	Yes	\$500	\$100,000
Richmond Hill	No	-	-	No	\$300	\$100,000

Scenario 1: Small Tree Example



20cm Diameter

Permit Costs

Application Fee:
\$230.43

Tree Replacement
Fee: \$600

**Total:
\$830.43**

Administrative Penalty

\$900

Scenario 2: Large Tree Example

**80cm Diameter
“Significant Tree”**

Permit Costs


Application Fee:
\$230.43

Tree
Replacement
Fee: \$2,400

**Total:
\$2,630.43**

Administrative Penalty

\$2,700

A photograph of a winter forest. A snow-covered path with tire tracks leads into the distance. The trees are heavily laden with snow, and the ground is a smooth, white expanse. The scene is captured in a cool, blue-toned light, suggesting a clear, cold day.

TREE PROTECTION PROTOCOL UPDATES

Key Changes: Overview



Enhanced Technical Requirements



Contributing Teams

Aligned with new organizational structure



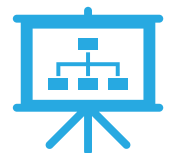
Strategic Alignment

Includes UFMP objectives



Regulatory Compliance

Aligned with emerging legislation



Roles and Responsibilities

Enhanced customer service outcomes



Scenario 3: Tree Protection Agreement

Current State*:



Future State*:



*Simplified for illustration purposes



Thank you!

Parks, Forestry and Horticulture Operations
City of Vaughan
2141 Major Mackenzie Dr.
Vaughan, ON L6A 1T1

vaughan.ca