

**COMMITTEE OF THE WHOLE (2) – DECEMBER 5, 2023**

**COMMUNICATIONS**

---

<b><u>Distributed December 1, 2023</u></b>	<b><u>Item No.</u></b>
C1. Memorandum from the Deputy City Manager, Legal and Administrative Services & City Solicitor, and Deputy City Manager, Corporate Services, City Treasurer and Chief Financial Officer, dated December 5, 2023	1
C2. Craig Guttman, Beth Avraham Yoseph of Toronto Congregation, Clark Avenue West, Thornhill, dated November 30, 2023	23
<b><u>Distributed December 4, 2023</u></b>	
C3. Presentation material	Pres. 1
C4. Irene Ford, dated December 4, 2023	15
C5. Irene Ford, dated December 4, 2023	11
C6. Irene Ford, dated December 4, 2023	3, 4, and 6
C7. Victor Lacaria, Weston Downs Ratepayers' Association, Blackburn Drive, Woodbridge, dated December 4, 2023	4
C8. Don Given, Malone Given Parsons Ltd., Renfrew Drive, Markham, dated December 4, 2023	4
C9. Gloria Marsh, York Regional Environmental Alliance, dated December 4, 2023	11

**Disclaimer Respecting External Communications**

Communications are posted on the City's website pursuant to Procedure By-law Number 7-2011. The City of Vaughan is not responsible for the validity or accuracy of any facts and/or opinions contained in external Communications listed on printed agendas and/or agendas posted on the City's website.

**Please note there may be further Communications.**



**C1.**  
**Communication**  
**CW(2) – December 5, 2023**  
**Item No. 1**

**DATE:** December 5, 2023

**TO:** Mayor and Members of Council

**FROM:** Wendy Law, Deputy City Manager  
Legal and Administrative Services & City Solicitor

Michael Coroneos, Deputy City Manager, Corporate Services, City  
Treasurer and Chief Financial Officer

**RE: COMMUNICATION – COMMITTEE OF THE WHOLE (2) MEETING  
DECEMBER 5, 2023**

**Council Meeting - October 17, 2023  
Item 1, Report No. 41  
DEVELOPMENT CHARGE COMPLAINT  
434 STEELES AVE WEST**

---

**Recommendation**

1. THAT this matter be adjourned until Q1 2024.

**Background**

Auto World Import Network and 480 Steeles West Limited (collectively, the “**Complainant**”) submitted a Site Plan Application (DA.20.003) to permit the development of a new 2-storey car dealership with an underground level at 434 Steeles Avenue West. Site Plan Application File DA.20.003 was approved by the Ontario Land Tribunal on May 5, 2022.

Prior to building permit issuance, staff assessed development charges pursuant to Development Charge By-law 083-2018 on the gross floor area of the proposed building, including its underground level and the portion of that level which is for parking.

Building Permit #22-110942 was issued on May 25, 2023.

On August 2, 2023, the Complainant filed a complaint with the City Clerk pursuant to section 20 of the *Development Charges Act* (the “**DC Act**”) objecting to the development charges assessed on the area of the underground parking.

Council held a hearing regarding the complaint in accordance with the DC Act on October 11, 2023, which was adjourned by Council on October 17, 2023 until December 2023.

The details of the staff position on the complaint are discussed in the October 11, 2023 Committee of the Whole (2) Report (Item 1, Report No. 41).

On consent of the Complainant, staff recommend that Council further adjourn the hearing until Q1 2024 to allow staff to continue discussions with the Complainant to work towards resolving this matter.

For more information, contact: Candace Tashos, Legal Counsel, Planning & Development, extension 3618.

Respectfully submitted by,

A handwritten signature in black ink that reads "Wendy Law".

Wendy Law, Deputy City Manager,  
Legal and Administrative Services &  
City Solicitor

A handwritten signature in blue ink that reads "Michael Coroneos".

Michael Coroneos, Deputy City Manager,  
Corporate Services, City Treasurer and  
Chief Financial Officer



C2.

Communication

CW(2) – December 5, 2023

Item No. 23

# Beth Avraham Yoseph of Toronto Congregation

Joseph and Faye Tanenbaum Synagogue Centre

**Mara D'Asra · Senior Rabbi**

Rav N. Daniel Korobkin

**Assistant Rabbi**

Rav Shmuel Leshner

**Rabbi Emeritus**

Rav Baruch Taub

**Founding President**

Joseph Tanenbaum ז"ל

**President**

Craig Guttmann

**Immediate Past President**

Jeffrey Brown

**Youth Directors**

Rabbi Josh & Laura Stein

30 November, 2023

Dear Gila,

I am writing this letter to you on behalf of the Executive and Board of the BAYT synagogue. We are hoping that you will once again ensure the garbage depot for our community prior to Passover. The Jewish community is not able to have “chametz” (unleavened bread) in our possession prior to the holiday beginning. The City of Vaughan has for many years been extremely accommodating to our community in assisting with this matter, and arranging for garbage drop off at Garnett until noon on the day Passover begins.

Your predecessor was able to arrange this annually for many years without fail and we hope that we can continue with this same arrangement with you. This year Passover begins on Monday, April 22 so we would ideally like the dates of garbage drop off at Garnett to be from Wednesday, April 17 to Monday, April 22.

Looking forward to a positive response.

Craig Guttmann  
BAYT President







**C3.**  
**Communication**  
**CW(2) – December 5, 2023**  
**Presentation 1**


**Vaughan Plasma Donor Centre**  
**200 Windflower Gate**  
**Woodbridge, ON**



**Canadian  
Blood  
Services**

BLOOD  
PLASMA  
STEM CELLS  
ORGANS  
& TISSUES

Michael Belviso



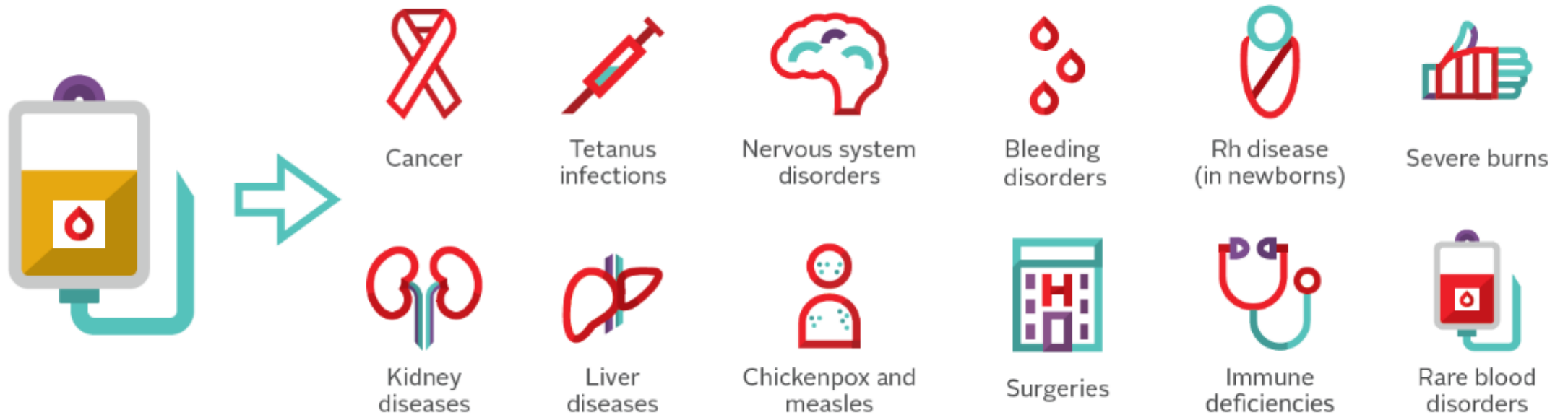
## What is plasma?

Plasma constitutes 55% of your blood volume.

It is the yellow protein-rich liquid in blood that supports your immune system.

# What Plasma Protein Products Are Used For

Every day across Canada, patients depend on treatments made from donated plasma. These medicines help treat a variety of rare, life-threatening, chronic and genetic conditions.



Plasma donations  
needed to treat

**1 PATIENT  
FOR 1 YEAR**



ALPHA-1  
ANTITRYPSIN  
DEFICIENCY

900 plasma donations



CHRONIC  
INFLAMMATORY  
DEMYELINATING  
POLYNEUROPATHY

465 plasma donations



X2



IMMUNE  
DEFICIENCY

130 plasma donations





Reason to join  
**Canada's Lifeline**

**0 8 8**

Distribution of blood to hospitals is outpacing the number of blood donations being made—especially here in Ontario, where nearly half of Canada's population lives.

Reason to join  
**Canada's Lifeline**

**0 8 9**

There are simply not enough donors in Ontario to ensure patients' needs continue to be met long term.

More than 4,000 new donors are needed every month in Ontario—including 400/month in Vaughan.

# Hours of operations



## Open 6 days a week

Monday 8 a.m. – 3.30 p.m.

Tuesday to Thursday 7 a.m. – 7.30 p.m.

Friday 8 a.m. – 3.30 p.m.

Saturday 8 a.m. – 3.30 p.m.

Sunday Closed

# Basic eligibility

## To donate you must

- Weigh more than 50 kg (110 lbs)
- Be in general good health
- Be at least 17 years of age

## No malaria deferral

- Donors who have a history of malaria infection or lived in or traveled to a malaria-risk area (newcomers)



## Frequency

- Donate up to every 7 days
- Interval of 56 days before or after WB donation and plasma donation

# How to Book

Book your appointment today using our GiveBlood App, call 1 888 2 DONATE (1-888-236-6283) or book now at [blood.ca](http://blood.ca).

**Walk-in appointments are also available.**




# ASK

001

We have 1,000 seats to fill for the month of December.

We are asking for the City of Vaughan (employees, family, friends) to help fill our seats in the month of December.

**Together, we are Canada's Lifeline**



C4.

Communication

CW(2) – December 5, 2023

Item No. 15

**From:** [Clerks@vaughan.ca](mailto:Clerks@vaughan.ca)  
**To:** [Assunta Ferrante](#)  
**Subject:** FW: [External] Agenda Item 15  
**Date:** Monday, December 4, 2023 11:19:18 AM

---

**From:** IRENE FORD [REDACTED]  
**Sent:** Monday, December 04, 2023 11:01 AM  
**To:** [Clerks@vaughan.ca](mailto:Clerks@vaughan.ca)  
**Subject:** [External] Agenda Item 15

Hello,

Can we ensure that we don't give DC Deferrals for these Community Infrastructure Plans occur in areas that are fully compatible for such type of development with no exceptions. VMC Policy 8.1.16 would be a good guideline.

This report makes little sense to me. What is the last mile here? Why is goods movement in the title of this report but not in the analysis at all - what is the purpose here? Is this about Highway 413 w/o actually mentioning we need Highway 413 for goods movement?

I just see exception after exception to not comply with Official Plan policies and provincial policies because of a disconnect between who owns the land, wants to invest versus suitable location for these items.

In Vaughan we have two large railyards (CN McMillian & CP Vaughan Intermodal Yard - when or how this became an intermodal yard is a mystery to me). If we were actually concerned about addressing sensitive land use conflicts we would have better policies and compliance surrounding the avoidance of sensitive land uses instead of ignoring the fact that residential development is not compatible next to industrial sites the create large amounts of heavy truck traffic. In addition to this next to the CN McMillian Yard we have multiple sites dealing with 'material' that creates excessive dust, dump truck, concrete truck traffic (Strada, Dufferin Concrete, Forest Asphalt).

For reasons unknown to me, because we have no servicing capacity, the City of Vaughan and Council are trying to extend the VMC Secondary Plan area closer to the CN McMillian Yard thereby amplifying sensitive land use conflicts, compounding noise impacts. We also want to make a MTSA corridor up Jane Street but seem to not recognize the pedestrian conflict with dump trucks, tractor trailers, cement trucks that are running in and out of the vicinity of the CN McMillian Railyard all day long.

<https://pub-vaughan.escribemeetings.com/filestream.ashx?DocumentId=154806>

8.1.16 Further to Policy 8.1.15, the development of residential and other sensitive land uses shall have regard for potential noise and vibration impacts from industrial uses and major roads within and in proximity to the VMC. Applications for residential development and other sensitive land uses within the zones defined below shall include a noise and vibration study to the satisfaction of the City in consultation with CN and transit agencies, to identify any appropriate measures to mitigate adverse impacts from the source of noise and vibration:

- within 1,000 metres of the MacMillan Rail Yard
- within 300 metres of an industrial use
- within 300 metres of Highways 400 and 407
- within 100 metres of Highway 7, the subway or a bus station

<https://www.vaughan.ca/sites/default/files/2022-12/vmc-final-partb-8.pdf?file-version=1680393600042>

Regards,  
Irene Ford

**C5.**  
**Communication**  
**CW(2) – December 5, 2023**  
**Item No. 11**

**From:** [Clerks@vaughan.ca](mailto:Clerks@vaughan.ca)  
**To:** [Assunta Ferrante](mailto:Assunta.Ferrante)  
**Subject:** FW: [External] Agenda Item 11  
**Date:** Monday, December 4, 2023 11:20:26 AM

---

**From:** IRENE FORD [REDACTED]  
**Sent:** Monday, December 04, 2023 10:15 AM  
**To:** Clerks@vaughan.ca  
**Cc:** bylaw.licensing <ByLaw.Licensing@vaughan.ca>; Gloria Marsh <gloria@yrea.org>  
**Subject:** [External] Agenda Item 11

Hello,

Long Grass and Weeds can be very subjective term. There is a difference between neglect of ones lawn versus trying to support a native or drought resistant lawn. The idea of a one species green grass garden is water intensive and doesn't support biodiversity. If there are others willing to support more diverse lawns, especially ones that might require less water, they should not be penalized because their neighbour does not understand or views this type of lawn negatively. That being said as an allergy sufferer if someone planted a lawn of golden rod it would be hell. I havne't read the bylaw so my concerns may be unfounded but recalled this article when I saw this staff report. [This ecologist was told she could keep her natural garden. Here's why she's fighting city hall anyway | CBC News](#)

The City of Toronto appears to have updated their [by-law](#) recently and created a schedule of prohibited plants (most invasive). Safety is also paramount, sidewalks must be kept clear, sightlines must be maintained. The only point of this email is to ensure that enforcement is balanced not subjective and those who may be willing to go that extra step for a drought resistant, pollinator friendly garden are not unfairly penalized because our by-law only reflected a uniform non-native, water intensive mowed grass lawn.

<https://pub-vaughan.escribemeetings.com/filestream.ashx?DocumentId=154831>

Thank you,  
Irene Ford

C6.

Communication

CW(2) – December 5, 2023

Item Nos. 3, 4, and 6

**From:** [Clerks@vaughan.ca](mailto:Clerks@vaughan.ca)  
**To:** [Assunta Ferrante](mailto:Assunta.Ferrante)  
**Subject:** FW: [External] Agenda Items 3, 4 & 6 - CHIA (MZOs) & Servicing Capacity Allocation  
**Date:** Monday, December 4, 2023 11:26:17 AM

---

**From:** IRENE FORD [REDACTED]  
**Sent:** Monday, December 04, 2023 11:24 AM  
**To:** Clerks@vaughan.ca  
**Cc:** Todd Coles <Todd.Coles@vaughan.ca>; Haiqing Xu <Haiqing.Xu@vaughan.ca>; Council@vaughan.ca; Integrity Commissioner <Integrity.Commissioner@vaughan.ca>; Brian Capitao <bcapitao@yrmg.com>; Noor Javed <njaved@thestar.ca>; Joel Wittnebel <joel.wittnebel@thepointer.com>; Jeff Gray <jgray@globeandmail.com>; Minister (MMAH) <minister.mah@ontario.ca>; MECP Minister <minister.mecp@ontario.ca>; Michael Tibolloco <michael.tibolloco@pc.ola.org>  
**Subject:** [External] Agenda Items 3, 4 & 6 - CHIA (MZOs) & Servicing Capacity Allocation

Vaughan Council and Staff,

[Committee of the Whole \(2\) - December 05, 2023](#)

Staff told me that they did not take a position on these CHIA (MZO) requests so I am puzzled how there is a recommendation to request such an order from the Minister of MMAH.


The one at 8083 Jane Street is within 1000m of the CN McMillian Railyard and should not be supported in the absence of notification or consultation with the railyard or any noise impact study consistent with the policy 8.1.16 of the VMCSPP. It's also on a new arrivals flight so that extra noise should be a factor in the decision making process.

On top of this if you give these developments the zoning then you take that servicing capacity away from other developments that have followed the rules. It's not even that we don't have enough servicing capacity, we have no plan nor is anyone doing a study to determine how we could possible service developments at the levels Vaughan is currently planning through updates of the Official Plan and various Secondary Studies.

You are writing cheques you can't cash when you give approvals like this and you are putting your residents at unnecessarily legal and fiscal risk all so these landowners can report positive results to improve their return on investments. This is not a concern of government and these decisions actually worsen the housing crisis because they only thing they deliver is ROI. The developments are not feasible nor should they be supported just because the landowner asked, the province created a process to circumvent legislation to make special rules for those whom have the ears of our politicians.

Regards,  
Irene Ford





# WESTON DOWNS RATEPAYERS ASSOCIATION

Blackburn Blvd., Woodbridge, Ontario, L4L 7J5

[www.westondownra.ca](http://www.westondownra.ca)

December 4, 2023

Mayor and Members of Council  
2141 Major Mackenzie Drive  
Vaughan, Ontario, L6A 1T1

**C7.**

**Communication**

**CW(2) – December 5, 2023**

**Item No. 4**

**RE: Item No. 4: BATTICORP HOLDINGS (VAUGHAN) LTD. AND BATTICORP II HOLDINGS (VAUGHAN) LTD. CIHA.23.002 - 661 AND 681 CHRISLEA ROAD VICINITY OF LANGSTAFF ROAD AND HIGHWAY 400**

Dear Mayor Del Duca, Members of City Council and City Staff,

On behalf of the Weston Downs Ratepayers Association, I am writing to express our objection to the recent staff recommendations regarding the Community Infrastructure and Housing Accelerator (CIHA) File CIHA.23.002 for Batticorp Holdings (Vaughan) Ltd. and Batticorp II Holdings (Vaughan) Ltd.

## **1. Exemption from Consistency to Provincial Plans:**

The request for exemption from consistency with provincial plans, including the Provincial Policy Statement 2020, Growth Plan for the Greater Golden Horseshoe 2019, York Region Official Plan 2022, and Vaughan Official Plan 2022, raises concerns about potential deviations from established guidelines. Further clarification is essential on the justification for such exemptions and their alignment with broader regional and provincial planning objectives.

## **2. High-Rise Mixed-Use Zone (HMU):**

The proposed "High-Rise Mixed-Use Zone" with specific provisions, including four residential towers of 35 storeys each, requires a comprehensive evaluation. Considerations should encompass potential impacts on local infrastructure, traffic patterns, and the visual landscape. Additionally, there is a need for an in-depth analysis of social and environmental implications, such as shadows cast on public spaces and the potential strain on existing amenities.

## **3. Traffic Accessibility:**

The proposal must be scrutinized for its impact on traffic accessibility in the area. A detailed traffic impact assessment should be conducted to address potential congestion, changes in traffic patterns, and the adequacy of road infrastructure to accommodate the increased demand. Ensuring smooth traffic flow and accessibility is crucial for minimizing disruptions to the surrounding community.

Considering these concerns, I urge the City Council to engage in a thorough, transparent review process, incorporating input from residents, community stakeholders, and experts in urban planning. This collaborative approach is crucial to ensuring that the proposed CIHA Order aligns with the long-term well-being, sustainable development, and traffic accessibility of our community.

Thank you for your attention to these detailed objections, and I look forward to an inclusive and informed decision-making process.

Yours sincerely,

Weston Downs Ratepayers Association

Per:  
Victor Lacaria  
Co-president, Weston Downs Ratepayers Association



December 4, 2023

MGP File: 23-3254

City of Vaughan  
2141 Major Mackenzie Drive  
Vaughan, ON L6A 1T1

via email: [clerks@vaughan.ca](mailto:clerks@vaughan.ca)

Dear: Mayor and Members of Committee of the Whole

**RE: December 5, 2023 Committee of the Whole, Item 6.4  
Letter of Support for Battcorp Holdings (Vaughan) Ltd. and Battcorp II Holdings  
(Vaughan) Ltd., CIHA.23.002, 661 & 681 Chrislea Road**


Malone Given Parsons Ltd. are the Planners representing Battcorp Holdings (Vaughan) Ltd. and Battcorp II Holdings (Vaughan) Ltd. (collectively, "Battcorp") for their two properties located at 661 & 681 Chrislea Road (the "Subject Lands").

Battcorp supports the City staff recommendations on page 2 of the staff report in Item 6.4 of the Committee of the Whole agenda for December 5, 2023 regarding "BATTICORP HOLDINGS (VAUGHAN) LTD. AND BATTICORP II HOLDINGS (VAUGHAN) LTD., CIHA.23.002, 661 AND 681 CHRISLEA ROAD, VICINITY OF LANGSTAFF ROAD AND HIGHWAY 400", for Council to request the Minister of the Ministry of Municipal Affairs and Housing ("MMAH") to make an Order for a Community Infrastructure and Housing Accelerator ("CIHA") subject to the conditions and provisions under Recommendations 1 and 2 of the staff report.

We are advised by Lucio Polsinelli, the representative for the landowners to the west of Battcorp's lands (Tricap Properties and Vimica Investments Inc.) located at 8401 and 8383 Weston Road and 3603 Langstaff Road that they also support staff's recommendations on this item. Their intent is also to pursue residential development on their lands through a CIHA to complete the development of the South Langstaff Community, which residential permissions were approved in the Council-adopted (and subsequently MMAH-approved) York Region Official Plan.

Please do not hesitate to contact the undersigned if you have any questions.

Yours very truly,  
Malone Given Parsons Ltd.



**Don Given, MCIP, RPP**

c. *Clients*  
*L. Polsinelli*

**From:** [Clerks@vaughan.ca](mailto:Clerks@vaughan.ca)  
**To:** [Assunta Ferrante](#)  
**Subject:** FW: [External] Re: Agenda Item 11  
**Date:** Monday, December 4, 2023 12:23:55 PM  
**Attachments:** [UQtrois rivieres.pdf](#)

**C9.**  
**Communication**  
**CW(2) – December 5, 2023**  
**Item No. 11**

---

**From:** Gloria Marsh <gloria@yrea.org>  
**Sent:** Monday, December 04, 2023 12:06 PM  
**To:** IRENE FORD [REDACTED]; Clerks@vaughan.ca  
**Cc:** bylaw.licensing <ByLaw.Licensing@vaughan.ca>  
**Subject:** [External] Re: Agenda Item 11

Thank you for copying YREA Irene.

To begin with, Goldenrod does not cause allergies as the pollen is sticky and is an excellent late season source of nectar for bees and migrating Monarchs. It is not windborne. Ragweed is the culprit. YREA has been advocating for pollinator gardens for a number of years. At one productive meeting a few years ago with former Vaughan employee Ruth Rendon, YREA suggested that an analyses of the vast grass areas of parks be assessed to see which areas were not being actively used that could be naturalized. This came to be resulting in the subsequent educational signage attached FYI. Richmond Hill is also on board with their signage going up in many areas this fall. With the paving over of so much of nature, we also advocate for naturalized habitat home gardens & are strong proponents of NO MOW MAY. Please review the links to our e-news spring 2022 <https://conta.cc/3i0f53f> autumn 2021 <https://conta.cc/3yB81Qj> which discuss the contradiction between cities said to be supporting pollinators without aligning their bylaws. You can't have a meadow garden at 20cm. Also: Aug 5, 2022 Is a perfect lawn all it's cut out to be?

[https://markhamreview.com/is-a-perfect-lawn-all-its-cut-out-to-be/?fbclid=IwAR0ZlqGrZpvP\\_S1rhD48lKPeZKNIv54NscP-UOKMpJISimAWsPCRUDsRSuw](https://markhamreview.com/is-a-perfect-lawn-all-its-cut-out-to-be/?fbclid=IwAR0ZlqGrZpvP_S1rhD48lKPeZKNIv54NscP-UOKMpJISimAWsPCRUDsRSuw)

All the residents who have taken their municipality to court – Smith Falls, Waterloo, Toronto because of so called infractions have won. Time to update bylaws. The final University du Laval study attached shows the ecological damage to high intensity mowing with cost saving to not doing so.

We are behind these municipalities regarding NO MOW MAY

Cornwall has done a great job on this & even collected data after their first NO MOW MAY that could be useful. **Education is the key.** Cornwall - <https://www.cornwall.ca/en/live-here/no-mow-may.aspx>

Cornwall - <https://pub-cornwall.escribemeetings.com/filestream.ashx?DocumentId=8890>

Lunenburg NS - <https://www.modl.ca/proclamation-no-mow-may.html>

Lunenburg Proclamation for NO MOW MAY [https://www.modl.ca/index.php?option=com\\_docman&view=download&alias=7754-2022-05-03-proclamation-no-mow-may&category\\_slug=notices&Itemid=102](https://www.modl.ca/index.php?option=com_docman&view=download&alias=7754-2022-05-03-proclamation-no-mow-may&category_slug=notices&Itemid=102)

[https://www.modl.ca/index.php?option=com\\_docman&view=download&alias=7754-2022-05-03-proclamation-no-mow-may&category\\_slug=notices&Itemid=102](https://www.modl.ca/index.php?option=com_docman&view=download&alias=7754-2022-05-03-proclamation-no-mow-may&category_slug=notices&Itemid=102)

East Gwillimbury gave a prize <https://www.eastgwillimbury.ca/en/government/no-mow-may.aspx>

Moncton NB <https://www.cbc.ca/news/canada/new-brunswick/no-mow-may-moncton-1.6007740>

NCC <https://www.natureconservancy.ca/en/where-we-work/saskatchewan/news/no-mow-may.html>

Rewilding should be encouraged & could be an updated replacement at the residential level as we decolonialize our gardens.

Please feel free to include these comments if it would be helpful to moving forward.

Gloria Marsh, Executive Director  
York Region Environmental Alliance

*Partnering for a greener planet*

T: 289-234-1524 (private/direct)

<http://www.yrea.org>

Hello,

Long Grass and Weeds can be very subjective term. There is a difference between neglect of ones lawn versus trying to support a native or drought resistant lawn. The idea of a one species green grass garden is water intensive and doesn't support biodiversity. If there are others willing to support more diverse lawns, especially ones that might require less water, they should not be penalized because their neighbour does not understand or views this type of lawn negatively. That being said as an allergy sufferer if someone planted a lawn of golden rod it would be hell. I havne't read the bylaw so my concerns may be unfounded but recalled this article when I saw this staff report. [This ecologist was told she could keep her natural garden. Here's why she's fighting city hall anyway | CBC News](#)

The City of Toronto appears to have updated their [by-law](#) recently and created a schedule of prohibited plants (most invasive). Safety is also paramount, sidewalks must be kept clear, sightlines must be maintained. The only point of this email is to ensure that enforcement is balanced not subjective and those who may be willing to go that extra step for a drought resistant, pollinator friendly garden are not unfairly penalized because our by-law only reflected a uniform non-native, water intensive mowed grass lawn.

<https://pub-vaughan.escribemeetings.com/filestream.ashx?DocumentId=154831>

Thank you,  
Irene Ford





# GROW ZONE

By not mowing, the City of Vaughan is creating a naturalized area - one where native and pollinator plants and other habitats are promoted. Together, we can protect our environment.

For questions, contact Access Vaughan at 905-832-2281  
[vaughan.ca/environment](http://vaughan.ca/environment)





# Pollinators at work!

The City of Vaughan, along with generous partners, has planted this garden to support the bees and butterflies of the community. Together, we can protect the environment.

For questions, contact Access Vaughan at 905-832-2281.  
[vaughan.ca/environment](http://vaughan.ca/environment)



GREEN  
and FLOWER





LEAF IT BE AND  
*Let It Grow!*



**WINTER POLLINATOR HABITAT**

This garden provides pollinators and other insects a place to nest and rest during the winter months.

[RichmondHill.ca/Pollinators](http://RichmondHill.ca/Pollinators)

*Richmond Hill*



# Ecological and economic benefits of low-intensity urban lawn management

Christopher J. Watson  | Léonie Carignan-Guillemette | Caroline Turcotte |  
Vincent Maire  | Raphaël Proulx 

Centre de Recherche sur les Interactions  
Bassins Versant – Écosystèmes Aquatiques,  
Université du Québec à Trois-Rivières,  
Trois-Rivières, Québec, Canada

## Correspondence

Christopher J. Watson  
Email: chris.watson@uqtr.ca

## Funding information

Natural Sciences and Engineering Research  
Council of Canada, Grant/Award Number:  
NSERC-Discover-2016-05716

Handling Editor: Tien Ming Lee

## Abstract

1. Intensive management of urban lawns is globally widespread, predominantly for aesthetic reasons. However, a growing body of knowledge demonstrates negative ecological and environmental effects of this practice.
2. We present a meta-analysis of North American and European studies from 2004 to 2019, which incorporates three previously unpublished datasets from eastern Canada, to investigate how mowing intensity impacts the ecology of urban lawns.
3. The meta-analysis provides aggregated evidence that invertebrate and plant diversity is lower in urban lawns under increased mowing intensity. This decline is independent of the level of contrast between mowing 'treatment' and 'control' (e.g. height or frequency of mowing), which differed considerably between studies. Intensive mowing also increases the occurrence of pest species (e.g. herbivorous beetle larvae and allergenic plants), though studies in this group were limited to northern environments. Changes in ecosystem-level variables (soil temperature, soil moisture deficit and carbon deficit) were less evident and suggest changes in abiotic processes may take longer to become apparent.
4. An economic case study of the mowing costs in Trois-Rivières, Canada, suggests that cost savings of 36% may be possible with a modest reduction of mowing frequency.
5. *Synthesis and Applications.* Increasing urban biodiversity and reducing greenhouse gas emissions are strong motivators for reducing lawn management intensity. We also suggest that the benefits of reducing pest species while saving lawn management costs may provide additional social and economic incentives for decision makers to review urban greenspace management practices.

## KEYWORDS

biodiversity, lawn, lawn management, meta-analysis, mowing, pests, urban ecology, weeds

## 1 | INTRODUCTION

The currently accepted aesthetic of a manicured and uniform urban lawn is at odds with the environmental services that urban greenspaces provide (Shwartz, Turbé, Julliard, Simon, & Prévot, 2014; Smith

& Fellowes, 2015). Intensively managed lawns have been demonstrated to reduce plant and insect diversity of an urban system: frequent low mowing reduces vegetation structure and composition by favouring low-growing annual plants or grasses, and reduces floral resources for pollinators by removing taller flowering structures



(Forbes, Cooper, & Kendle, 1997; Lerman, Contosta, Milam, & Bang, 2018). This produces a cascade effect within the community that lowers ecosystem resilience and provides opportunities for colonization by unwanted pest species (Busey, 2003). Intensively managed lawns also require considerable public funds (e.g. maintenance costs, see Hedblom, Lindberg, Vogel, Wissman, & Ahrné, 2017), contribute to greenhouse gas loadings (Gu, Crane, Hornberger, & Carrico, 2015), and are often reliant on environmentally detrimental fertilizers and pesticides (Haith, 2010; Stoate et al., 2001). Alternative options such as grass-free lawns or a 'benign neglect' approach (Smith, Broyles, Larzleer, & Fellowes, 2015; Venn & Kotze, 2014) have been promoted to address these issues. However, limited social acceptance has ensured that intensively managed lawns remain a global preference (Nassauer, Wang, & Dayrell, 2009).

Currently there is not a large body of work that investigates the effects of urban lawn mowing regime on ecological factors, although publications in this field are growing (e.g. Chollet, Brabant, Tessier, & Jung, 2018; Lerman et al., 2018; Norton et al., 2019). Most studies examine effects of mowing on one factor (e.g. bee abundance), over a 1- or 2-year period. However, drawing general conclusions over short time frames can be difficult due to within-year variation of abiotic and biotic factors (Koricheva & Gurevitch, 2014). It is evident from the growing literature that mowing impacts a range of ecological facets concurrently, and this cumulative effect has not yet been quantified. Meta-analysis is a useful approach to aggregate results from studies conducted over many years and geographical areas to explore beyond the scale of individual studies.

This research aims to investigate the effects of mowing intensity on urban ecological variables without incorporating other management practices (e.g. fertilizers or pesticide application). We refer to 'mowing intensity' as either low mowing height or high mowing frequency. Our objectives were to evaluate the effect of mowing intensity on a range of ecological and environmental variables in urban lawns. In this context, 'urban lawns' comprise a range of land uses dominated by lawn within urban areas, including residential yards, parks, road boundaries (verges, roundabouts, etc.) and public rights-of-way. Our approach was to conduct a meta-analysis of published research, supplemented with data holdings within the research group, to quantify the impact of increased mowing intensity on representative ecological domains. We include an economic case study to estimate potential cost savings of adopting low- versus high-intensity management.

## 2 | MATERIALS AND METHODS

### 2.1 | Data compilation

Our objective in identifying suitable studies for the meta-analysis was to select experimental lawn management studies within an urban setting. Studies were deemed suitable if they used mowing intensity (either height or frequency) as an experimental factor, coupled with an ecologically relevant response variable. We searched

the Scopus database on 8 February, 2019 with the following combinations of keywords: "(lawn OR turf) AND mowing AND (urban OR city)". We filtered the resultant publications for eligibility according to the PRISMA (Preferred Reporting Items for Systematic Reviews and Meta Analyses) flow diagram outlined in Figure 1 (Moher, Liberati, Tetzlaff, & Altman, 2009).

Generally, studies were ineligible when: full-text of the article was not available even after contacting the authors; mowing was incidental to the study and not an experimental factor; response variables were not ecologically relevant; confounding factors (e.g. fertilization) could not be isolated; a non-urban context was used; or simulated data were presented. Details of selected studies are presented as Table 1.

### 2.2 | Data extraction and processing

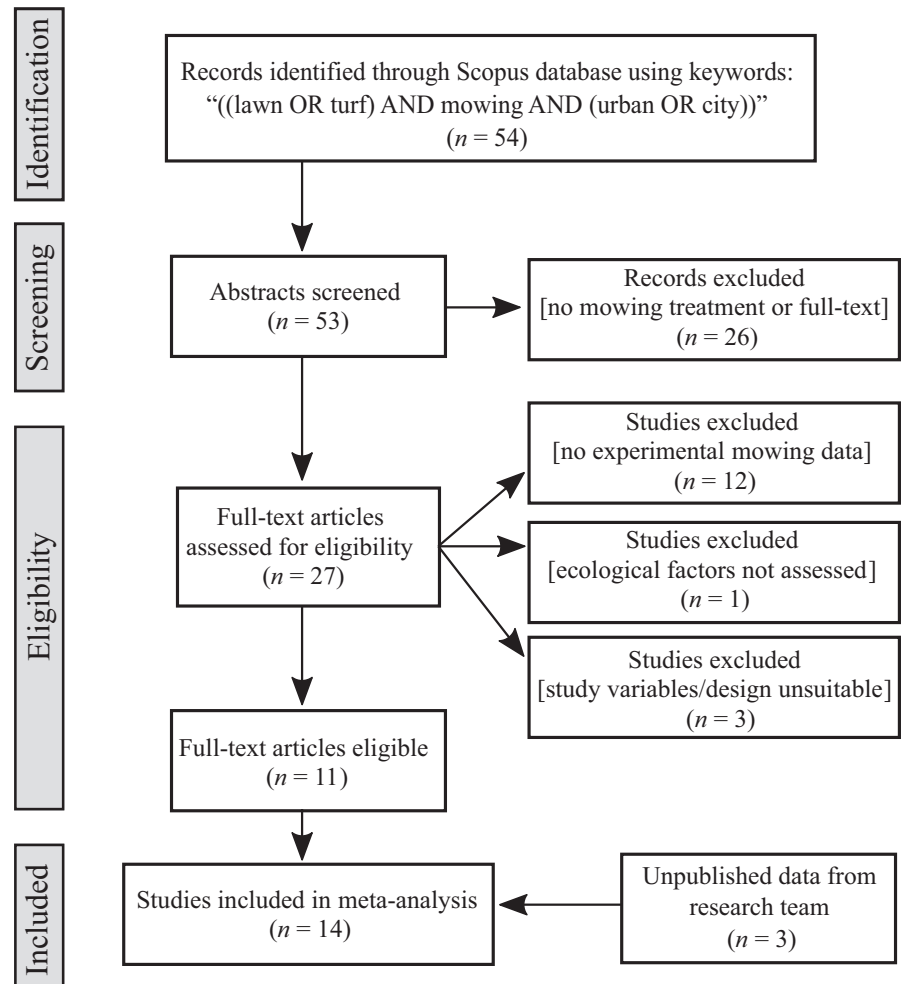
We extracted the mean and statistical variation (standard deviation or standard error) for each response variable in control and treatment groups. Reported data were used when available. Otherwise, data were extracted from published figures using the Web Plot Digitizer tool (Rohatgi, 2017), which is reliable for extracting data from published sources (Drevon, Fursa, & Malcolm, 2017). Where summary data on median, and interquartile range was presented, mean and standard deviation was estimated (Wan, Wang, Liu, & Tong, 2014). Variables with multi-temporal data (e.g. soil moisture) were summarised using the mean and pooled standard deviation to provide an aggregated value per site per year. Where seasonal trends were evident in raw multi-temporal data (e.g. soil temperature), data was detrended using a polynomial function and analysis applied to the residuals. In addition to published data, we used 13 datasets from three previously unpublished studies within the authors' research group. The methods associated with these studies are presented as Appendix S1 in Supporting Information.

### 2.3 | Effect size and analyses

To minimize heterogeneity resulting from the range of study variables, we grouped each dataset into one of four ecological functions: *Invertebrate Communities*, *Plant Communities*, *Pest Species* and *Abiotic Processes*. For each variable, we used control (i.e. low management intensity) and treatment (i.e. high management intensity) statistics to calculate Hedges'  $g$  as the measure of effect size. Hedges'  $g$  is the calculated and bias-corrected standardized mean difference; the difference between the treatment and control effect size, divided by the pooled standard deviation (Hedges, 1981).

For the meta-analysis, we ran multilevel random-effect models fitted using a restricted maximum likelihood estimator (REML). Multilevel models account for non-independence of multiple variables within one study, which is common in the biological literature (Nakagawa & Santos, 2012), while the REML provides a balance between unbiasedness and efficiency (Viechtbauer, 2005). We

**FIGURE 1** PRISMA flow diagram showing the process for selecting and filtering eligible studies for meta-analysis inclusion



assessed the proportion of variation due to heterogeneity across studies with Higgins'  $I^2$ , a commonly-used index that can be interpreted as a percentage of the total variability in effect sizes due to true differences between the studies (Del Re, 2015; Wallace et al., 2017). Hedges'  $g$  calculations and all other components of the meta-analyses were conducted using the *METAFOR* package (Viechtbauer, 2010) in R version 3.5.0 (R Core Team, 2018).

## 2.4 | Moderator variables

For studies with more than two levels of mowing intensity, we used the most and least intense levels for our analysis. The method of measurement varied between studies and included mowing frequency, mowing at fixed heights, as well as qualitative descriptions (e.g. 'intensive'). Intensive mowing treatments were typically between weekly and monthly frequencies, whereas controls ranged from mowing every 3 weeks to being unmanaged for 10 years (Table 1). To account for this variability between studies, we tested if mowing gradient influenced the effect size. We assigned each study a semi-quantitative categorical variable to represent the difference between the treatment and control management. We hypothesized that a large gradient in mowing intensity between treatment

and control would lead to a greater effect size. We tested this by adding mowing gradient as a moderator variable in the analysis of *Invertebrate Communities* ( $n = 17$ ), as other groups had too few experiments to produce meaningful results. We used three levels of mowing gradient (Small, Moderate or Large) which represented a balance between resolution and representation. We evaluated the fit of the moderator variable model using the Akaike information criterion, corrected for small samples ( $AIC_c$ ; detailed within Burnham & Anderson, 2004), relative to the model with no moderator.

## 2.5 | Assessing bias

Estimates of publication bias in meta-analyses often include formal assessment using the Egger's test for significance of asymmetry (Egger, Smith, Schneider, & Minder, 1997). In this study, our grouped classes do not provide sufficient samples for formal assessment. Instead, we assessed the likelihood of publication bias by investigating the focus of journals from which the studies were drawn. Our a priori assumption was that bias was more likely if the journals had a conservation focus, and that any bias would be towards ecologically negative results of intensive lawn management. Of the 11 published studies used, two are in journals with a conservation focus (*Biological*

**TABLE 1** Details of eligible studies for inclusion in the meta-analysis. Studies are grouped by author/date and include study year; response variable(s) measured; number of observations; details of control/treatment; location information; and lawn type

Author(s) and publication date	Study year	Response variables	Variable group	Number observations		Mowing treatment		Location	Lawn types	
				Control	Treatment	Measure	Magnitude			
Heiden and Leather (2004)	2002	Species Richness (Hemiptera) Abundance (Hemiptera)	Invertebrates	4	5	0–1/year	Frequency	1/week	Bracknell, UK 51° 23' 00.00" 0° 43' 00.00"	Roundabouts Road verges
Venn and Kotze (2014)	2003	Species Abundance (Carabidae) Species Richness (Carabidae)	Invertebrates	20	25	Unmanaged (10 years)	Qualitative	Intensive	Helsinki, Finland 60° 10' 00.00" 24° 57' 00.00"	Public parks
Allaire et al. (2008)	2006	CO <sub>2</sub> Flux	Abiotic Processes	10	9	1–3/year	Frequency	1/week	Quebec City, QC, Canada 46° 48' 00.00" 71° 23' 00.00"	Unspecified
Lilly et al. (2015)	2007/2008	Carbon Biomass	Abiotic Processes	18	18	10 cm	Height	5 cm	College Park, MD, USA 39° 00' 30.36" 76° 56' 28.69"	Private facility
Wastian, Unterweger, and Betz (2016)	2010	Species Richness (Bees) Abundance (Bees) Shannon Diversity (Bees)	Invertebrates	5	5	2/year	Frequency	12/year	Tübingen, Germany 48° 31' 17.89" 9° 03' 27.52"	Public lawns
Smith et al. (2015)	2011	Insect Richness Insect Family Richness Shannon Diversity	Invertebrates	4	4	1/month	Mixed	2 cm	Reading, UK 51° 26' 11.60" 0° 56' 27.60"	Private lawn
Smith and Fellowes (2015)	2011/2012	Floral Abundance Floral Visibility	Plants	8	8	1/month	Mixed	2 cm	Reading, UK 51° 26' 11.60" 0° 56' 27.60"	Private lawn
Unterweger et al. (2017)	2012	Species Richness (Hemiptera) Abundance (Hemiptera)	Invertebrates	8	8	2/year	Frequency	8/year	Tübingen, Germany 48° 31' 17.89" 9° 03' 27.52"	Public lawns and meadows
Lerman et al. (2018)	2013/2014	Floral Richness Floral Abundance Species Richness (Bees) Abundance (Bees)	Plants Invertebrates	8 8	8 8	1/3 weeks	Frequency	1/week	Springfield, MA, USA 46° 06' 05.34" 72° 35' 23.32"	Private yards
Lerman and Contosta (2019)	2013/2014	Soil Temperature Soil Moisture CO <sub>2</sub> Flux	Abiotic Processes	8	8	1/3 weeks	Frequency	1/week	Springfield, MA, USA 46° 06' 05.34" 72° 35' 23.32"	Private yards
Turcotte	2016	Insect Diversity Abundance (Scarab Larvae) Soil Temperature Subsoil Temperature	Invertebrates Pest Species Abiotic Processes	10 10 8	10 10 8	0–3/year	Frequency	1/week	Trois-Rivières, QC, Canada 46° 20' 42.54" 72° 32' 51.72"	Road verges

(Continues)

TABLE 1 (Continued)

Author(s) and publication date	Study year	Response variables	Variable group	Number observations		Mowing control	Mowing treatment		Lawn types
				Control	Treatment		Measure	Magnitude	
Chollet et al. (2018)	2016	Species Richness (Plants) Shannon Diversity (Plants) Functional Richness (Plants) Phylogenetic Diversity (Plants)	Plants	35	40	1/year	Frequency	15–20/year	Unspecified
Carignan-Guillemette	2017	Occurrence (Earthworms)	Invertebrates	28	28	1/year	Frequency	1/week	Road verges
		Occurrence (Scarab Larvae)	Pest Species	28	28				
		Occurrence (Elaterid Larvae) Soil Temperature	Abiotic Processes	9	9				
Carignan-Guillemette	2018	Occurrence (Earthworms)	Invertebrates	20	20	1/year	Frequency	1/week	Road verges
		Occurrence (Scarab Larvae)	Pest Species	28	28				
		Occurrence (Elaterid Larvae) Occurrence (Plant Allergen) Occurrence (Lawn Weed)	Pest Species (Plants)	4	4				

Conservation; Biodiversity Conservation), four in journals dedicated to urban forestry and planning (*Urban Forestry & Urban Greening*, *Landscape and Urban Planning*), and three in dedicated entomology journals (*Journal of Hymenoptera Research*, *Heteropteron*, and the *European Journal of Entomology*). The remaining two studies are published in the *Canadian Journal of Soil Science* and *Basic and Applied Ecology*. Three studies were conducted in the city of Trois-Rivières by the same group of authors, but in different environmental contexts. Since no other studies considered pest species explicitly, results from the latter have a limited potential of generalization. We propose that in the absence of formal investigation, the balance of journal types suggests little motivation for publication bias. In addition, the unpublished data have no publication bias and show a mixture of positive and negative effects for different variables.

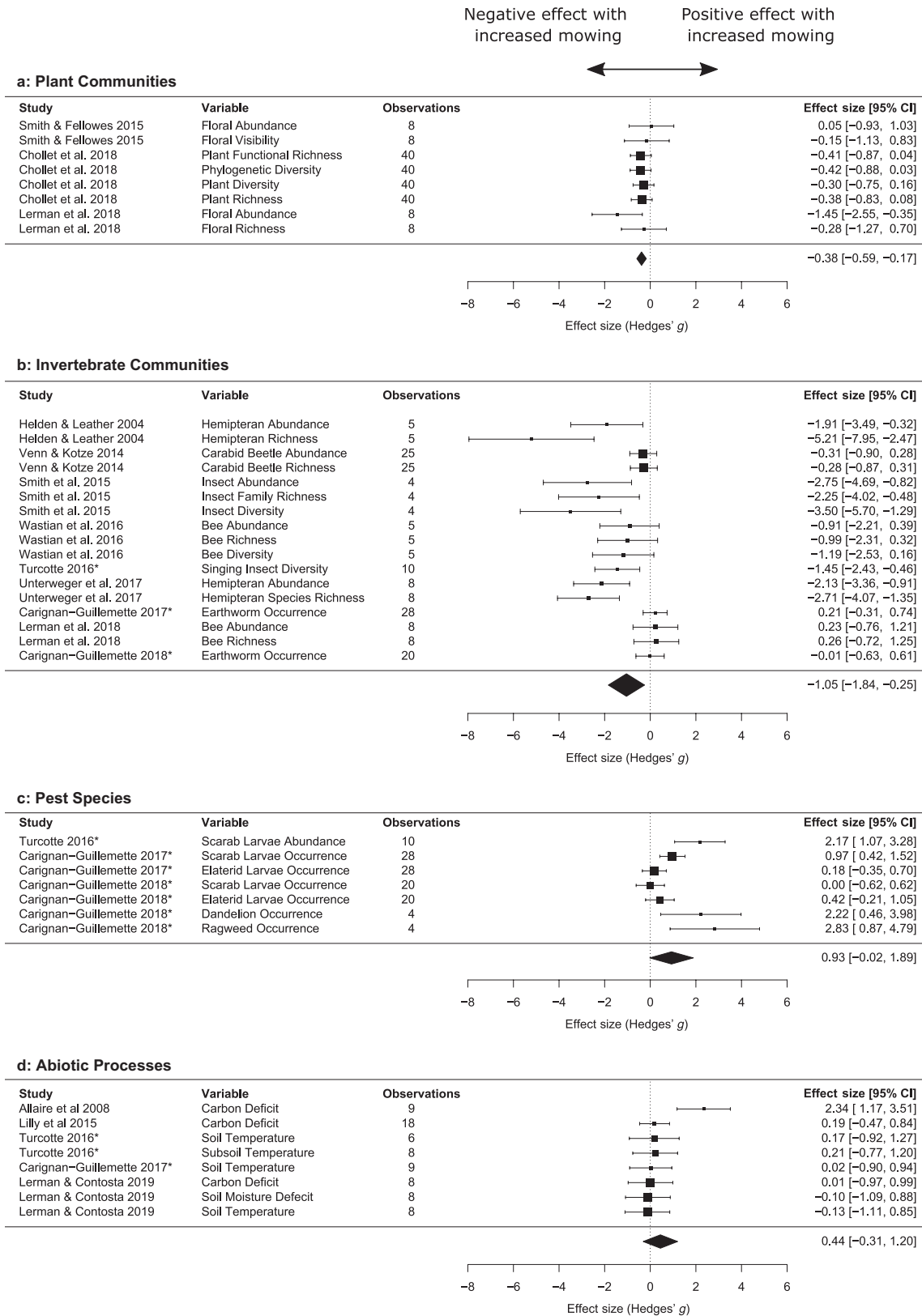
Time-lag bias has been known to impact ecological meta-analyses where studies occur over long periods of time and differences in methods may impact trends in effect size (Nakagawa & Santos, 2012). In this meta-analysis, 85% of studies were conducted between 2014 and 2019 and no time lag bias is expected due to this short interval.

### 3 | RESULTS

The results of the meta-analysis show clear effects of mowing intensity, with the ecological groups responding in different direction and magnitude. Figure 2 illustrates the effect size for individual variables and the pooled effect size within each group. Effect size is presented as Hedge's  $g$ , with the sign of  $g$  corresponding to the effect direction with increased mowing intensity. *Plant Communities* ( $g = -0.38$ ,  $z = -3.59$ ,  $p < .001$ ) and *Invertebrate Communities* ( $g = -1.05$ ,  $z = -2.12$ ,  $p < .05$ ) showed significant negative effect sizes with increased mowing intensity, whereas *Pest Species* had a positive response ( $g = 0.93$ ,  $z = 1.77$ ,  $p = .08$ ). *Abiotic Processes* was slightly positive (i.e. ecosystem-level pressures increase with increased mowing intensity) but the confidence around the effect size largely overlapped zero ( $g = 0.44$ ,  $z = 1.15$ ,  $p = .25$ ). Although the grouped effect sizes do not appear large relative to some individual effects, *Invertebrate Communities* and *Pest Species* show a large effect size ( $>0.8$ ), according to Cohen's 'rule of thumb', and *Plant Communities* and *Abiotic Processes* have an effect size between small (0.2) and medium (0.4) (Cohen, 1988; Sawilowsky, 2009).

#### 3.1 | Heterogeneity

Three ecological groups (*Invertebrate Communities*, *Pest Species* and *Abiotic Processes*) showed high total heterogeneity and between-study variance, which reflect data derived from statistical populations with different true effect sizes. Higgins'  $I^2$  for these groups were correspondingly high ( $I^2 = 84.18$  for *Invertebrate Communities*,  $I^2 = 80.28$  for *Pest Species*, and  $I^2 = 71.17$  for *Abiotic Processes*). Conversely, the *Plant Communities* group showed extremely low



**FIGURE 2** Individual and summary effect sizes (Hedges' g) resulting from increased mowing intensity, for four groups: a: Plant Communities, b: Invertebrate Communities, c: Pest Species, d: Abiotic Processes. The sign of the effect reflects the positive or negative impact of increased mowing. The size of each square (mean g) is proportional to the weighting within each group. Error bars around the mean are ±95% confidence interval (CI). The \* symbol indicates unpublished datasets

heterogeneity and variance ( $I^2 = 0$ ), suggesting that the pooled estimate of effect size is converging rapidly with the addition of new experimental data.

### 3.2 | Influence of moderators

Contrary to our expectations, the addition of a three-level moderator variable to describe the level of contrast between mowing treatment and control showed no improvement ( $AIC_c = 50.09$ ) over the model with no moderators ( $AIC_c = 49.54$ ). This suggests that any improvement in fit resulting from the moderators are offset by the added complexity of the model (Burnham & Anderson, 2004).

## 4 | DISCUSSION

### 4.1 | Ecological impact

Increased intensity of lawn management shows consistent and distinct negative impacts to different facets of urban ecology. Of particular note was invertebrate and plant diversity, which were significantly negative, and pest species, which were favoured by increased lawn management. The corollary of this result is that a reduction in lawn mowing intensity could prevent losses in invertebrate diversity and plant function, while at the same time limiting pest species. Individual studies may be impacted by local climate or geographical effects (Koricheva & Gurevitch, 2014); and when results between years diverge (e.g. Dobbs & Potter, 2014), interpretation can be complex. Conversely, our meta-analysis provides aggregated evidence across geographic regions and taxonomic groups. The collated data used in this study showed high heterogeneity, even when subset to ecologically relevant groups. This is expected given the different variables, objectives and treatment types in the selected studies. Despite this heterogeneity, a clear effect size was evident for two of the four groups, providing strong evidence for cumulative negative impacts of mowing intensity on plant and insect diversity. This contributes to our growing understanding of urban ecology, a field that is recognised as being under-represented in the ecological literature (Martin, Blossey, & Ellis, 2012).

*Plant Communities*, which included diversity and floral output, showed a consistent negative response despite diverse variables within this group. Although most individual studies gave non-significant effect sizes, the group effect was significantly negative. This result is not surprising: regular mowing removes tall reproductive structures such as flowering stems (Lerman et al., 2018) and favours low-growing, annual or biennial species (Forbes et al., 1997). Consequently, the structural complexity, floral diversity, litter dynamics, and soil enrichment will be reduced. The bottom-up effect of plants on herbivores in an ecosystem is well understood (Hunter & Price, 1992), and floral diversity impacts the diversity of pollinators (Ghazoul, 2006), hence we would expect a trophic cascade from plant diversity to the diversity of other organisms.

*Invertebrate Communities* was the most studied of the groups (17 datasets within 8 studies) and showed a significant negative effect of increased mowing intensity. The loss of insect diversity in managed environments is commonly reported in the literature (Smith & Fellowes, 2015; Unterweger, Rieger, & Betz, 2017) and we expected that a meta-analysis of urban lawns would reflect these findings. The advantages that a high insect diversity provides in terms of pollination, biocontrol, decomposition of organic matter and general trophic regulation has been long-held (Baldock et al., 2015; Isaacs, Tuell, Fiedler, Gardiner, & Landis, 2009); hence it is reasonable to assume that a decrease in invertebrate diversity would result in a negative ecological impact.

*Pest Species* was the least studied group of variables, with seven datasets from three studies in eastern Canada. Six of seven variables showed an increase in pest abundance with increased mowing intensity, though the overall effect was moderate. In turfgrass production, a lower mowing height is known to increase abundance of a variety of pest insects and weeds through decreasing lawn rooting capacity and providing opportunities for colonization (Busey, 2003; Dobbs & Potter, 2014). These and other studies were not included in our meta-analysis due to their agricultural/commercial context or inclusion of other factors (e.g. fertilizers). However, results from the turfgrass production field provides supporting evidence that pests are favoured by higher intensity mowing in urban lawns.

Among the pest species included in our analysis, common ragweed *Ambrosia artemisiifolia* has particular importance as one of the most allergenic species in North America and Europe (Dullinger, Kleinbauer, Peterseil, Smolik, & Essl, 2009). The cost of ragweed-based allergies has been estimated at CAD \$155 million per year in Québec (2005 data; Ngom & Gosselin, 2014), and €133 million per year in Austria and Bavaria (Richter et al., 2013). Associated health and cost impacts is expected to increase as temperatures and atmospheric CO<sub>2</sub> concentration rise, drought events become more likely, and the ragweed flowering season lengthens (Ziska et al., 2003, 2011). Ruderal species such as ragweed that have more rapid reproduction than other species (Grime, 1977; Munoz, Violle, & Cheptou, 2016) are able to colonize disturbances resulting from intense mowing. Reduction of lawn mowing intensity may thus represent one cost-effective measure in reducing ragweed spread, decreasing the local pollen load, and reducing public health costs.

Other pest species used in the meta-analysis have an aesthetic and economic impact. Scarab larvae, known as 'white grubs', are lawn pests in eastern North America (Potter, 1998). These larvae feed on grass roots and cause widespread lawn death. Significant effort has been directed into controlling white grubs, including pesticides, biological control and management practices (Grewal, Power, Grewal, Suggars, & Haupricht, 2004). Dandelion *Taraxicum officinale* and wireworm (Elateridae larvae) are likewise considered nuisance species in lawns. These and similar pest species present costs to private and public land managers through control methods or turf replacement.

Our results suggest that frequent mowing, predominantly conducted for aesthetic reasons, may create other aesthetic problems



by facilitating increased weed and pest invasions. This finding is somewhat counter-intuitive as mowing is often promoted to control weeds in agricultural systems. Agricultural mowing for weed control is often targeted to maximize removal of plant resources or flowering structures (Wilson & Clark, 2001) and is typically used in crops or managed pastures which are intrinsically disturbed systems. Conversely, resistance of turf grasses to weed invasions relies on minimizing disturbance (Radosevich, Holt, & Ghersa, 1997). Intensive mowing provides has thus been identified as an important contributor to weed invasions in turfgrass production (Busey, 2003) and planted urban meadows (Norton et al., 2019). Although some studies report an inconsistent effect of mowing height (Abu-Dieyh & Watson, 2005), instances of low mowing height reducing lawn weeds are rare. Despite the influence of mowing intensity on weed invasion potential, individual species responses will ultimately depend on the interaction between species characteristics, management regimes and ecological, climatic and edaphic factors. Urban lawn managers should consider reduction of mowing intensity as part of their pest and weed control strategies.

Pest fauna have a real or perceived increased risk in unmown areas, in particular ticks, rodents, and stinging insects. Maintaining short lawns is often promoted to reduce the risk of a tick encounter (e.g. Stafford, 2007), yet research shows stronger predictors of tick abundance than vegetation type (e.g. tick host density; Dobson, Taylor, & Randolph, 2011). Moreover, the abundance of host-seeking tick larvae and nymphs in vegetation has been reported as near zero in hayfields and grasslands in comparison to shrublands or woodlands (Ostfeld, Cepeda, Hazler, & Miller, 1995). The abundance of certain rodents has been linked to unmown vegetation in some circumstances (Slade & Crain, 2006), though other rodent species showed no such affiliation. In fact, surprisingly little research links vegetation height with rodent activity (Jacob, 2008). An increased likelihood of pest fauna should not be assumed in unmown habitats, and possible impacts should be considered on a case-by-case basis.

The *Abiotic Processes* group represents variables that can negatively affect ecosystem balance, such as soil moisture deficit, increased soil temperature, and carbon loss. While we observed a trend of mowing intensity increasing these variables, only one dataset (Allaire, Dufour-L'Arrivée, Lafond, Lalancette, & Brodeur, 2008) showed a large effect size; consequently the confidence interval for the group effect size overlapped zero (i.e. no effect). It is likely that increases in *Abiotic Processes* would feedback to other ecological

groups; that is, a higher soil moisture deficit would restrict lawn root growth, providing more opportunities for pest colonization, leading to lower plant diversity, resulting in lower insect diversity, and so on. While biotic variables often respond quickly to management changes, broader ecosystem functions demonstrate slower rates of change (Proulx et al., 2010) and longer-term observations may be required to detect meaningful trends. We expected that higher mowing intensity would result in higher growing season soil temperature and lower soil moisture levels; however results were more varied than expected. Various plausible explanations exist for this observation: for example, soil moisture may increase with lawn height, thus increasing the heat capacity of the topsoil and buffering night temperatures. In addition, temperature data analysed over several months may obscure discrete trends, particularly in warmer and drier months when shorter vegetation is likely to result in higher soil temperatures.

We predicted that a larger contrast between control and treatment mowing would correlate with a larger effect size. However, the mowing gradient did not have a significant effect on the model. This unexpected finding suggests that even a small reduction in mowing intensity may yield positive ecological effects. Further controlled studies of mowing treatments on individual factors may elucidate these trends more clearly.

This meta-analysis included 40 variables from 14 data sources. Both statistically and practically, a dataset of this size has limitations to analysis and interpretation. Firstly, the data are limited to temperate biomes of Europe and North America, indicating a research gap and opportunities for future research. Additionally, subsetting the study variables to smaller, ecologically relevant groups, increases the chance for one study or variable to dominate the meta-analysis. While a multilevel model takes this into consideration, caution should be applied when interpreting results of small sample size.

## 4.2 | Economic impact

The economic costs of lawn management are not commonly reported but may represent significant public expenditure. We used the city of Trois-Rivières, Québec, Canada as a case study to assess the economic component of lawn maintenance. The Ville de Trois-Rivières provided mowing contractor costs to estimate the cost per hectare of mowing activities. This value incorporated workers' salaries,

**TABLE 2** Comparison of the current, and low-intensity scenarios for area and costs of mowing in urban areas managed by the Ville de Trois-Rivières

Mowing regime	Area (ha)	Current scenario			Low-intensity scenario		
		Mowing frequency (average)	Total mown area (ha)	Cost (\$CAD)	Mowing frequency (average)	Total mown area (ha)	Cost (\$CAD)
High use	273	15 per year	4,095	\$791,755	10 per year	2,730	\$527,837
Low use	118	3 per year	354	\$68,445	1 per year	118	\$22,815
Total	391		4,449	\$860,200		2,848	\$550,652

equipment operation and fuel, and did not include pesticides or fertilizers. Our analysis did not include any indirect economic benefits from improved ecosystem services (e.g. increased pollination).

The cost of mowing in this jurisdiction is based on total area of lawn, with two types of mowing regime. Areas with high public use (e.g. public parks, verges) were mown frequently to a height of between 7 and 15 cm (approximately 15 times per year). Areas with lower public use (e.g. vacant areas) were mown less frequently, approximately three times per year. Precise frequency of mowing varies depending on growth rate, microclimate and social demand, but average estimated values are presented. Sports fields that require short, regular mowing were not included in the analysis.

In 2018, CAD \$860,200 (approximately USD \$640,000) was allocated to mowing activities over 391 ha of urban lawns. Table 2 presents the frequency, area and costs of mowing for both the current scenario and a hypothetical low-intensity scenario. The current scenario represents a total mown area of 4,449 ha/year with a resultant mowing cost of CAD \$193/ha. (approximately USD \$143/ha). Under a hypothetical low-intensity scenario, low use lawn would be cut once per year, and high use lawn reduced from 15 to 10 mowing events per year.

Although mowing costs per hectare under the current scenario are substantially lower than reported in other jurisdictions (USD \$3,200/ha in Sweden; Hedblom et al., 2017), our analysis suggests a reduction of approximately 36% (CAD \$310,000; USD \$231,000) from reducing mowing frequency from 15 times per year to 10 times per year in high use areas, and from three times per year to once per year in low use areas. Under a low-intensity scenario that reduces the abundance of pest species, costs for herbicide application and replacing damaged lawns would also be less. Despite these potential savings, the willingness of public land managers to implement low-intensity lawn management will likely depend on local factors such as social acceptance, requirements of lawn users and public safety considerations (e.g. traffic visibility).

A low-intensity management regime would reduce greenhouse gas emissions as a function of reduced mowing area. However, the impact of mowing regimes on other facets of the carbon budget remains uncertain. Urban lawns are expected to be carbon sinks under typical management (Zirkle, Lal, & Augustin, 2011), but this magnitude will be relative to a variety of interacting management factors including retention of clippings, irrigation, fertilization, and pesticide use as well as climate, species composition and soil characteristics (Law & Patton, 2017; Lilly, Jenkins, & Carroll, 2015; Poeplau, Marstorp, Thored, & Kätterer, 2016; Selhorst & Lal, 2013). Further research is needed to disentangle the effects of mowing from management and environmental factors.

## 5 | CONCLUSIONS

Overall, this meta-analysis demonstrates clear negative ecological effects with increased mowing intensity. In addition to known advantages such as carbon emission reductions, we propose that

a reduction in mowing intensity in urban lawns is likely to promote urban invertebrate and plant diversity, and associated ecosystem services. Further, we suggest that important flora and fauna pest species are likely to be favoured by intensive mowing, and that reduction of mowing frequency may be a cost-effective method to assist in their control. Although the potential ecological benefits are clear, reducing operational and public health costs may provide a greater incentive for decision makers to adopt lower-intensity lawn management.

## ACKNOWLEDGEMENTS

The authors thank NSERC funding (NSERC-Discover-2016-05716) for financial support and the Ville de Trois-Rivières for providing information on mowing costs. We also thank field volunteers, Hugo Tremblay, Guylaine Guillemette and Roxanne Giguère-Tremblay, for assisting with data collection, and Charles Martin and Guillaume Rheault for statistical and logistical support. We are grateful to the anonymous reviewers for their helpful feedback. The authors declare no conflict of interest.

## AUTHORS' CONTRIBUTIONS

R.P. and V.M. conceived and managed the study. L.C.-G. and C.J.W. contributed equally to the manuscript, including data compilation, analysis and writing. L.C.-G. and C.T. conducted fieldwork and analysis of individual study components.

## DATA AVAILABILITY STATEMENT

Data available via Scholars Portal Dataverse: <https://doi.org/10.5683/SP2/RRJTEN> (Watson, Carignan-Guillemette, Turcotte, Maire, & Proulx, 2019).

## ORCID

Christopher J. Watson  <https://orcid.org/0000-0003-3320-431X>

Vincent Maire  <https://orcid.org/0000-0002-3245-2568>

Raphaël Proulx  <https://orcid.org/0000-0002-9188-9225>

## REFERENCES

- Abu-Dieyeh, M., & Watson, A. (2005). Impact of mowing and weed control on broadleaf weed population dynamics in turf. *Journal of Plant Interactions*, 1(4), 239–252. <https://doi.org/10.1080/17429140601015226>
- Allaire, S. E., Dufour-L'Arrivée, C., Lafond, J. A., Lalancette, R., & Brodeur, J. (2008). Carbon dioxide emissions by urban turfgrass areas. *Canadian Journal of Soil Science*, 88(4), 529–532. <https://doi.org/10.4141/cjss07043>
- Baldock, K. C. R., Goddard, M. A., Hicks, D. M., Kunin, W. E., Mitschunas, N., Osgathorpe, L. M., ... Memmott, J. (2015). Where is the UK's pollinator biodiversity? The importance of urban areas for flower-visiting insects. *Proceedings of the Royal Society B: Biological Sciences*, 282, 20142849. <https://doi.org/10.1201/b21180-10>
- Burnham, K. P., & Anderson, D. R. (2004). Multimodel inference: Understanding AIC and BIC in model selection. *Sociological Methods & Research*, 33(2), 261–304. <https://doi.org/10.1177/0049124104268644>
- Busey, P. (2003). Cultural management of weeds in turfgrass: A review. *Crop Science*, 43(6), 1899–1911. <https://doi.org/10.2135/crops.ci2003.1899>



- Chollet, S., Brabant, C., Tessier, S., & Jung, V. (2018). From urban lawns to urban meadows: Reduction of mowing frequency increases plant taxonomic, functional and phylogenetic diversity. *Landscape and Urban Planning*, 180(2018), 121–124. <https://doi.org/10.1016/j.landurbplan.2018.08.009>
- Cohen, J. (1988). *Statistical power analysis for the behavioral scientist* (2nd ed.). Hillsdale, NJ: Erlbaum.
- Del Re, A. C. (2015). A practical tutorial on conducting meta-analysis in R. *The Quantitative Methods for Psychology*, 11(1), 37–50. <https://doi.org/10.20982/tqmp.11.1.p037>
- Dobbs, E. K., & Potter, D. A. (2014). Conservation biological control and pest performance in lawn turf: Does mowing height matter? *Environmental Management*, 53(3), 648–659. <https://doi.org/10.1007/s00267-013-0226-2>
- Dobson, A. D. M., Taylor, J. L., & Randolph, S. E. (2011). Tick (*Ixodes ricinus*) abundance and seasonality at recreational sites in the UK: Hazards in relation to fine-scale habitat types revealed by complementary sampling methods. *Ticks and Tick-borne Diseases*, 2(2), 67–74. <https://doi.org/10.1016/j.ttbdis.2011.03.002>
- Drevon, D., Fursa, S. R., & Malcolm, A. L. (2017). Intercoder reliability and validity of WebPlotDigitizer in extracting graphed data. *Behavior Modification*, 41(2), 323–339. <https://doi.org/10.1177/0145445516673998>
- Dullinger, S., Kleinbauer, I., Peterseil, J., Smolik, M., & Essl, F. (2009). Niche based distribution modelling of an invasive alien plant: Effects of population status, propagule pressure and invasion history. *Biological Invasions*, 11(10), 2401–2414. <https://doi.org/10.1007/s10530-009-9424-5>
- Egger, M., Smith, G., Schneider, M., & Minder, C. (1997). Bias in meta-analysis detected by a simple, graphical test. *British Medical Journal*, 315(7109), 629–634.
- Forbes, S., Cooper, D., & Kendle, A. D. (1997). The history and development of ecological landscape styles. In T. Kendle & S. Forbes (Eds.), *Urban nature conservation-landscape management in the urban countryside* (pp. 244–254). London, UK: Chapman & Hall.
- Ghazoul, J. (2006). Floral diversity and the facilitation of pollination. *Journal of Ecology*, 94(2), 295–304. <https://doi.org/10.1111/j.1365-2745.2006.01098.x>
- Grewal, P. S., Power, K. T., Grewal, S. K., Suggars, A., & Haupricht, S. (2004). Enhanced consistency in biological control of white grubs (Coleoptera: Scarabaeidae) with new strains of entomopathogenic nematodes. *Biological Control*, 30(1), 73–82. <https://doi.org/10.1016/j.biocontrol.2003.09.016>
- Grime, J. P. (1977). Evidence for the existence of three primary strategies in plants and its relevance to ecological and evolutionary theory. *The American Naturalist*, 111(982), 1169–1194. <https://doi.org/10.1086/283244>
- Gu, C., Crane, J., Hornberger, G., & Carrico, A. (2015). The effects of household management practices on the global warming potential of urban lawns. *Journal of Environmental Management*, 151, 233–242. <https://doi.org/10.1016/j.jenvman.2015.01.008>
- Haith, D. A. (2010). Ecological risk assessment of pesticide runoff from grass surfaces. *Environmental Science & Technology*, 44(16), 6496–6502. <https://doi.org/10.1021/es101636y>
- Hedblom, M., Lindberg, F., Vogel, E., Wissman, J., & Ahrné, K. (2017). Estimating urban lawn cover in space and time: Case studies in three Swedish cities. *Urban Ecosystems*, 20(5), 1109–1119. <https://doi.org/10.1007/s11252-017-0658-1>
- Hedges, L. V. (1981). Distribution theory for Glass's estimator of effect size and related estimators. *Journal of Educational Statistics*, 6(2), 107–128. <https://doi.org/10.2307/1164588>
- Helden, A. J., & Leather, S. R. (2004). Biodiversity on urban roundabouts—Hemiptera, management and the species-area relationship. *Basic and Applied Ecology*, 5(4), 367–377. <https://doi.org/10.1016/j.baee.2004.06.004>
- Hunter, M. D., & Price, P. W. (1992). Playing chutes and ladders: Heterogeneity and the relative roles of bottom-up and top-down forces in natural communities. *Ecology*, 73(3), 724–732. <https://doi.org/10.1034/j.1600-0706.2001.930201.x>
- Isaacs, R., Tuell, J., Fiedler, A., Gardiner, M., & Landis, D. (2009). Maximizing arthropod-mediated ecosystem services in agricultural landscapes: The role of native plants. *Frontiers in Ecology and the Environment*, 7(4), 196–203. <https://doi.org/10.1890/080035>
- Jacob, J. (2008). Response of small rodents to manipulations of vegetation height in agro-ecosystems. *Integrative Zoology*, 3(1), 3–10. <https://doi.org/10.1111/j.1749-4877.2008.00078.x>
- Koricheva, J., & Gurevitch, J. (2014). Uses and misuses of meta-analysis in plant ecology. *Journal of Ecology*, 102(4), 828–844. <https://doi.org/10.1111/1365-2745.12224>
- Law, Q. D., & Patton, A. J. (2017). Biogeochemical cycling of carbon and nitrogen in cool-season turfgrass systems. *Urban Forestry and Urban Greening*, 26, 158–162. <https://doi.org/10.1016/j.ufug.2017.06.001>
- Lerman, S. B., & Contosta, A. R. (2019). Lawn mowing frequency and its effects on biogenic and anthropogenic carbon dioxide emissions. *Landscape and Urban Planning*, 182(2019), 114–123. <https://doi.org/10.1016/j.landurbplan.2018.10.016>
- Lerman, S. B., Contosta, A. R., Milam, J., & Bang, C. (2018). To mow or to mow less: Lawn mowing frequency affects bee abundance and diversity in suburban yards. *Biological Conservation*, 221(2018), 160–174. <https://doi.org/10.1016/j.biocon.2018.01.025>
- Lilly, P. J., Jenkins, J. C., & Carroll, M. J. (2015). Management alters C allocation in turfgrass lawns. *Landscape and Urban Planning*, 134, 119–126. <https://doi.org/10.1016/j.landurbplan.2014.10.011>
- Martin, L. J., Blossey, B., & Ellis, E. (2012). Mapping where ecologists work: Biases in the global distribution of terrestrial ecological observations. *Frontiers in Ecology and the Environment*, 10(4), 195–201. <https://doi.org/10.1890/110154>
- Moher, D., Liberati, A., Tetzlaff, J., & Altman, D. G. (2009). Preferred reporting items for systematic reviews and meta-analyses: The PRISMA statement. *Annals of Internal Medicine*, 151(4), 264. <https://doi.org/10.7326/0003-4819-151-4-200908180-00135>
- Munoz, F., Violle, C., & Cheptou, P.-O. (2016). CSR ecological strategies and plant mating systems: Outcrossing increases with competitiveness but stress-tolerance is related to mixed mating. *Oikos*, 125(9), 1296–1303. <https://doi.org/10.1111/oik.02328>
- Nakagawa, S., & Santos, E. S. A. (2012). Methodological issues and advances in biological meta-analysis. *Evolutionary Ecology*, 26(5), 1253–1274. <https://doi.org/10.1007/s10682-012-9555-5>
- Nassauer, J. I., Wang, Z., & Dayrell, E. (2009). What will the neighbors think? Cultural norms and ecological design. *Landscape and Urban Planning*, 92(3–4), 282–292. <https://doi.org/10.1016/j.landurbplan.2009.05.010>
- Ngom, R., & Gosselin, P. (2014). Development of a remote sensing-based method to map likelihood of common ragweed (*Ambrosia artemisiifolia*) presence in urban areas. *IEEE Journal of Selected Topics in Applied Earth Observations and Remote Sensing*, 7(1), 126–139. <https://doi.org/10.1109/jstars.2013.2254469>
- Norton, B. A., Bending, G. D., Clark, R., Corstanje, R., Dunnett, N., Evans, K. L., ... Warren, P. H. (2019). Urban meadows as an alternative to short mown grassland: Effects of composition and height on biodiversity. *Ecological Applications*, 29(6), 1–21. <https://doi.org/10.1002/eap.1946>
- Ostfeld, R. S., Cepeda, O. M., Hazler, K. R., & Miller, M. C. (1995). Ecology of Lyme disease: Habitat associations of ticks (*Ixodes scapularis*) in a rural landscape. *Ecological Applications*, 5(2), 353–361. <https://doi.org/10.2307/1942027>
- Poeplau, C., Marstorp, H., Thored, K., & Kätterer, T. (2016). Effect of grassland cutting frequency on soil carbon storage – A case study on public lawns in three Swedish cities. *Soil*, 2, 175–184. <https://doi.org/10.5194/soil-2-175-2016>

- Potter, D. A. (1998). *Destructive turfgrass insects: Biology, diagnosis, and control*. Chelsea, MI: Ann Arbor Press.
- Proulx, R., Wirth, C., Voigt, W., Weigelt, A., Roscher, C., Attinger, S., ... Schmid, B. (2010). Diversity promotes temporal stability across levels of ecosystem organization in experimental grasslands. *PLoS ONE*, 5(10), e13382. <https://doi.org/10.1371/journal.pone.0013382>
- R Core Team. (2018). *R: A language and environment for statistical computing*. Vienna, Austria: R Foundation for Statistical Computing.
- Radosevich, S. R., Holt, J. S., & Ghersa, C. (1997). *Weed ecology: Implications for management*. Hoboken, NJ: John Wiley & Sons.
- Richter, R., Berger, U. E., Dullinger, S., Essl, F., Leitner, M., Smith, M., & Vogl, G. (2013). Spread of invasive ragweed: Climate change, management and how to reduce allergy costs. *Journal of Applied Ecology*, 50(6), 1422–1430. <https://doi.org/10.1111/1365-2664.12156>
- Rohatgi, A. (2017). *WebPlotDigitizer-web based plot digitizer version 3.11*. Retrieved from <https://automeris.io/WebPlotDigitizer/>
- Sawilowsky, S. S. (2009). New effect size rules of thumb. *Journal of Modern Applied Statistical Methods*, 8(2), 597–599. <https://doi.org/10.22237/jmasm/1257035100>
- Selhorst, A., & Lal, R. (2013). Net carbon sequestration potential and emissions in home lawn turfgrasses of the United States. *Environmental Management*, 51(1), 198–208. <https://doi.org/10.1007/s00267-012-9967-6>
- Shwartz, A., Turbé, A., Julliard, R., Simon, L., & Prévot, A.-C. (2014). Outstanding challenges for urban conservation research and action. *Global Environmental Change*, 28, 39–49. <https://doi.org/10.1016/j.gloenvcha.2014.06.002>
- Slade, N. A., & Crain, S. (2006). Impact on rodents of mowing strips in old fields of eastern Kansas. *Journal of Mammalogy*, 87(1), 97–101. <https://doi.org/10.1644/05-mamm-a-006r2.1>
- Smith, L. S., Broyles, M. E. J., Larzleer, H. K., & Fellowes, M. D. E. (2015). Adding ecological value to the urban lawnscape. Insect abundance and diversity in grass-free lawns. *Biodiversity and Conservation*, 24(1), 47–62. [10.1007/s10531-014-0788-1](https://doi.org/10.1007/s10531-014-0788-1)
- Smith, L. S., & Fellowes, M. D. E. (2015). The grass-free lawn: Floral performance and management implications. *Urban Forestry and Urban Greening*, 14(3), 490–499.
- Stafford, K. C. I. (2007). *Tick Management Handbook: An integrated guide for homeowners, pest control operators, and public health officials for the prevention of tick-associated disease*. South Windsor, CT: Connecticut Agricultural Experiment Station.
- Stoate, C., Boatman, N. D., Borralho, R. J., Rio Carvalho, C., de Snoo, G. R., & Eden, P. (2001). Ecological impacts of arable intensification in Europe. *Journal of Environmental Management*, 63, 337–365. <https://doi.org/10.1006/jema.2001.0473>
- Unterweger, P. A., Rieger, C., & Betz, O. (2017). The influence of urban lawn mowing regimes on diversity of Heteroptera (Hemiptera). *Heteropteron*, 48, 7–21.
- Venn, S., & Kotze, D. J. (2014). Benign neglect enhances urban habitat heterogeneity: Responses of vegetation and carabid beetles (Coleoptera: Carabidae) to the cessation of mowing of park lawns. *European Journal of Entomology*, 111(5), 703–714. <https://doi.org/10.14411/eje.2014.089>
- Viechtbauer, W. (2005). Bias and efficiency of meta-analytic variance estimators in the random-effects model. *Journal of Educational and Behavioral Statistics*, 30(3), 261–293. <https://doi.org/10.3102/1076986030003261>
- Viechtbauer, W. (2010). Conducting meta-analyses in R with the metafor package. *JSS Journal of Statistical Software*, 36(3), 1–48. <https://doi.org/10.18637/jss.v036.i03>
- Wallace, B. C., Lajeunesse, M. J., Dietz, G., Dahabreh, I. J., Trikalinos, T. A., Schmid, C. H., & Gurevitch, J. (2017). *OpenMEE: Intuitive, open-source software for meta-analysis in ecology and evolutionary biology*. *Methods in Ecology and Evolution*, 8(8), 941–947. <https://doi.org/10.1111/2041-210x.12708>
- Wan, X., Wang, W., Liu, J., & Tong, T. (2014). Estimating the sample mean and standard deviation from the sample size, median, range and/or interquartile range. *BMC Medical Research Methodology*, 14, 135. <https://doi.org/10.1186/1471-2288-14-135>
- Wastian, L., Unterweger, P. A., & Betz, O. (2016). Influence of the reduction of urban lawn mowing on wild bee diversity (Hymenoptera, Apoidea). *Journal of Hymenoptera Research*, 49, 51–63. <https://doi.org/10.3897/JHR.49.7929>
- Watson, C., Carignan-Guillemette, L., Turcotte, C., Maire, V., & Proulx, R. (2019). Data used to support a meta-analysis investigating ecological effects of urban lawn management. *Scholars Portal Dataverse*, <https://doi.org/10.5683/SP2/RRJTEN>
- Wilson, M. V., & Clark, D. L. (2001). Controlling invasive *Arrhenatherum elatius* and promoting native prairie grasses through mowing. *Applied Vegetation Science*, 4(1), 129–138. <https://doi.org/10.1111/j.1654-109X.2001.tb00243.x>
- Zirkle, G., Lal, R., & Augustin, B. (2011). Modeling carbon sequestration in home lawns. *HortScience*, 46(5), 808–814. <https://doi.org/10.21273/HORTSCI.46.5.808>
- Ziska, L. H., Gebhard, D. E., Frenz, D. A., Faulkner, S., Singer, B. D., & Straka, J. G. (2003). Cities as harbingers of climate change: Common ragweed, urbanization, and public health. *Journal of Allergy and Clinical Immunology*, 111(2), 290–295. <https://doi.org/10.1067/mai.2003.53>
- Ziska, L., Knowlton, K., Rogers, C., Dalan, D., Tierney, N., Ann Elder, M., ... Frenz, D. (2011). Recent warming by latitude associated with increased length of ragweed pollen season in central North America. *Proceedings of the National Academy of Sciences of the United States of America*, 108(10), 4248–4251. <https://doi.org/10.1073/pnas.1014107108>

## SUPPORTING INFORMATION

Additional supporting information may be found online in the Supporting Information section.

**How to cite this article:** Watson CJ, Carignan-Guillemette L, Turcotte C, Maire V, Proulx R. Ecological and economic benefits of low-intensity urban lawn management. *J Appl Ecol*. 2019;00:1–11. <https://doi.org/10.1111/1365-2664.13542>