C1
Communication
Accessibility Advisory Committee -
June 19, 2023
Item # 3

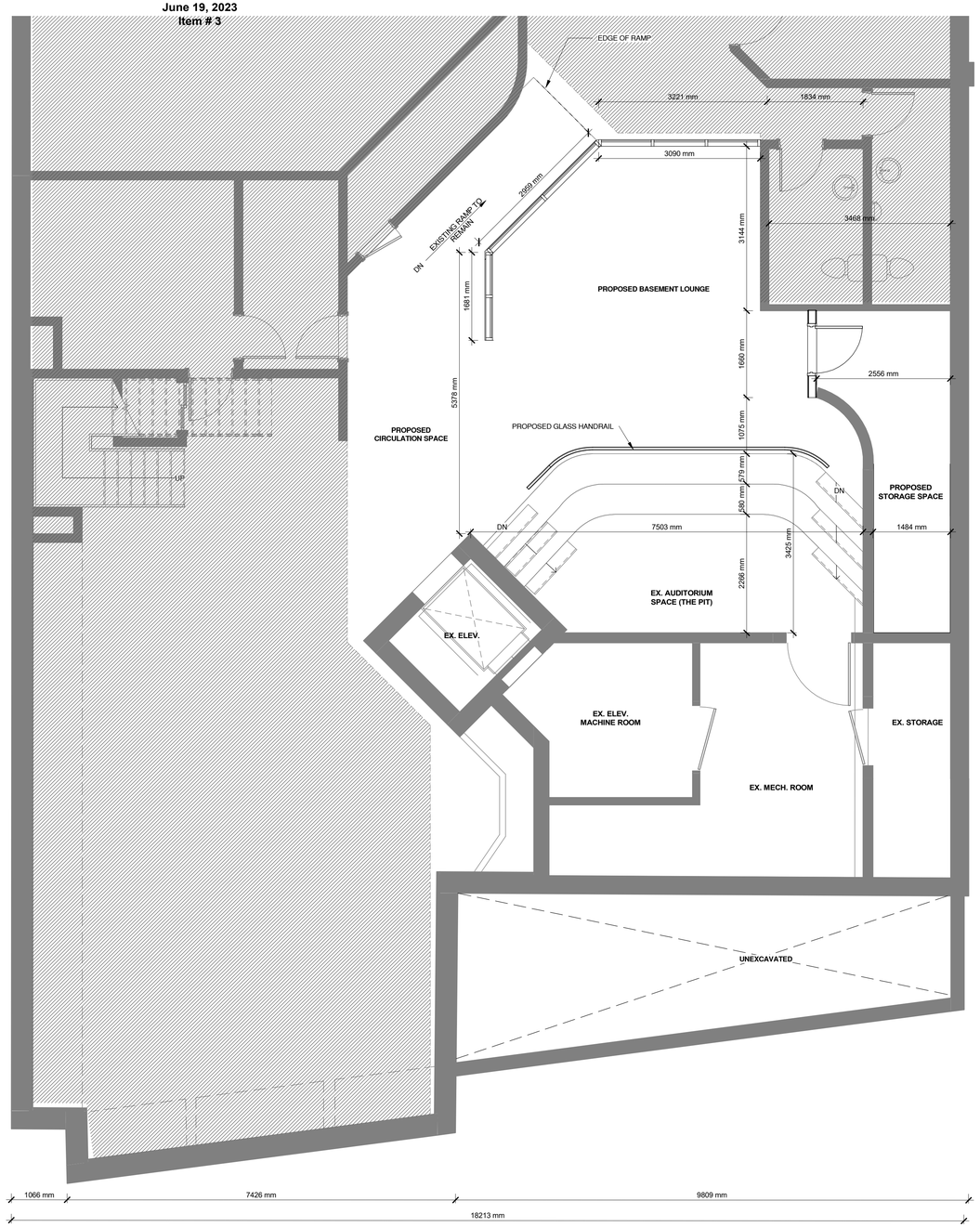

1 SD1.0 PROPOSED FIN. BASEMENT FLOOR
1 : 50

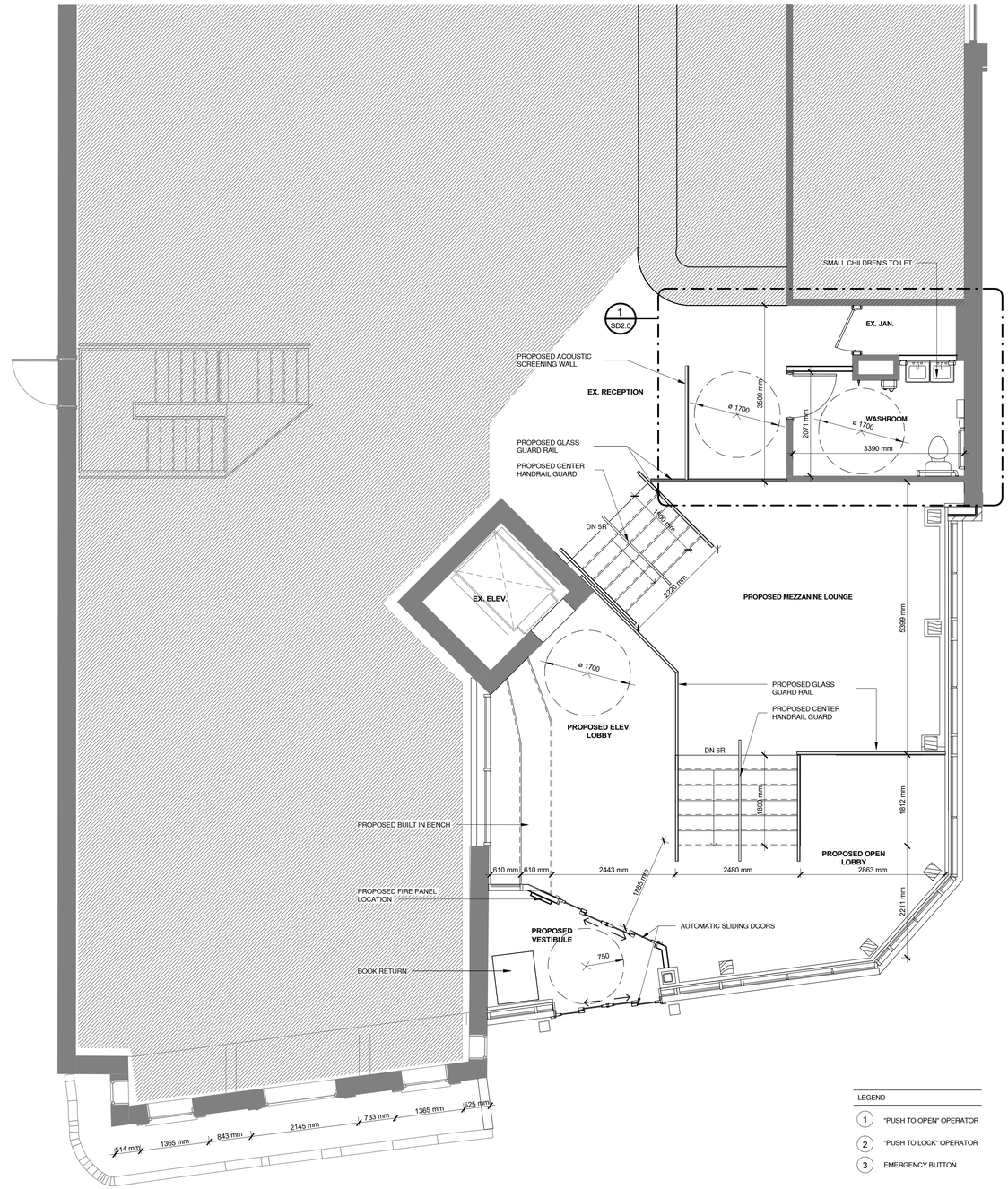

2 SD1.0 PROPOSED FIN. GROUND FLOOR
1 : 50

LEGEND

1 "PUSH TO OPEN" OPERATOR
2 "PUSH TO LOCK" OPERATOR
3 EMERGENCY BUTTON

organica studio + inc.
architecture | interiors | design | research

Copyright of this drawing and design is reserved by the Designer. The drawing and design may not be reproduced or used for other projects without the consent of the designer, and the information contained therein may not be reproduced in whole or in part without the consent of the designer.

These Contract Documents are the property of the architect. The architect bears no liability for any changes made to these documents by others. Any changes made by others without the architect's written application for architect seal(s) and/or certification, or without the architect's written consent, shall be deemed to be contrary to the architect's wishes. The architect will review Shop Drawings submitted by the Contractor for design conformance only.

Drawings are not to be scaled for construction. Contractor to verify all existing conditions, dimensions and specifications and report any errors or discrepancies with the Contract Documents to the architect before commencing work.

Positions of required finishes mechanical or electrical devices, fittings, and other items shown on these drawings are approximate only. Refer to architectural drawings prepared for the Mechanical and Electrical consultants for exact locations. Do not scale architectural drawings for exact locations.

These drawings are not to be used for construction unless noted below as "Issued for Construction".

The Contractor is responsible for compliance with the Code and bylaws of the authorities having jurisdiction.

The Designer of these plans and specifications gives no warranty or representation as to the adequacy or suitability of the plans and specifications for any or all contractors or subcontractors must satisfy themselves and bidding and construction shall be at the contractor's own risk and responsibility.

NORTH

STAMP

NO.	DESCRIPTION	DATE
1	ISSUED FOR REVIEW TO ACCESSIBILITY ADVISORY	2023.05.11

FLOOR PLANS

WOODBRIDGE LIBRARY

SCALE	1 : 50
DATE	5/11/2023 5:00:55 PM
DRAWN	YS
CHECKED	PA
PROJECT NUMBER	22077
SHEET	SD1.0

FILE NAME: X:\Organica Projects\2022\22077 - 150 Woodbridge Ave. - Vaughan Public Library\Revit Model\22077 - 150 Woodbridge Ave - Set in Building - STRAIGHT ROOF.rvt
PLOT DATE: 5/11/2023 5:00:55 PM

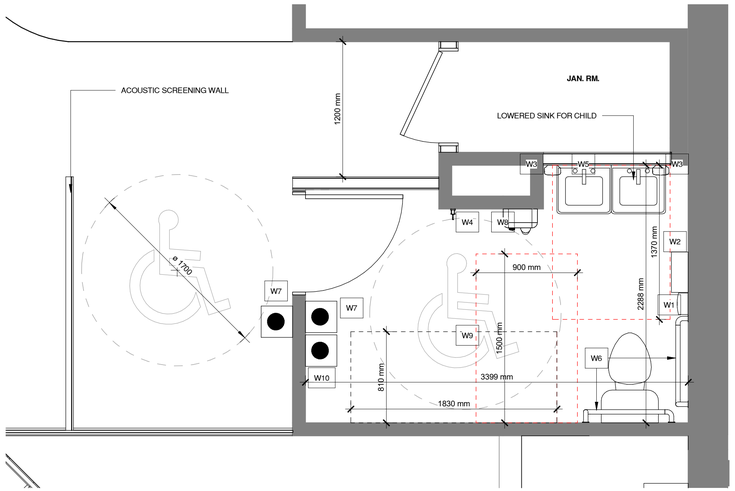

1 SD2.0 PROPOSED UNIVERSAL WASHROOM
1 : 25

WASHROOM ACCESSORY SCHEDULE

TYPE MARK	COUNT	TYPE	DESCRIPTION	MANUFACTURER	MODEL	COMMENTS
W1	1	TOILET TISSUE DISPENSER	SURFACE MOUNTED MULTI-ROLL TOILET TISSUE DISPENSER	BOBRICK WASHROOM EQUIPMENT, INC.	B-4288	MOUNT BELOW GRAB BAR
W2	1	NAPKIN DISPOSAL	CONUTRA SERIES SURFACE MOUNTED SANITARY NAPKIN DISPOSAL	BOBRICK WASHROOM EQUIPMENT, INC.	B-270	MOUNT BELOW GRAB BAR
W3	1	SOAP DISPENSER	AUTOMATIC WALL MOUNTED FOAM DISPENSER	BOBRICK WASHROOM EQUIPMENT, INC.	B-2013	MOUNT BOTTOM 42" AFF
W4	1	COAT HOOK	CONTEMPORARY METAL HOOK - CHROME	RICHELIEU	RH233301140	MOUNT 44" AFF ON SIDE WALL
W5	1	MIRROR	TYPE 1 TILTED MIRROR - STEEL - SATIN FINISH W/ BEVEKED EDGE	BOBRICK WASHROOM EQUIPPMENT, INC.	B-293 2436	-
W6	1	BARRIER FREE GRAB BARS	FROST 12 GAUGE STAINLESS STEEL GRAB BAR. 1 1/2" DIA, PEENED FINISH, STRAIGHT AND L SHAPE	FROST	1001-NP 24" (STRAIGHT) 1003 NP 30" X 30" (L-SHAPE)	-
W7	4 SETS	AUTOMATIC DOOR OPENER	ACCESSIBLE WASHROOM/RESTROOM CONTROL KIT - TOUCHLESS ACTIVATION	BORD TEK CONTROLS	#BWC01-INT-SW-01 & BWC01- INTERIOR BUTTON	INSTALLED DIRECTLY TO WALL SURFACE
W8	1	HAND DRYER	QUIETDRY SERIES, TERRADRY ADA SURFACE MOUNTED HAND DRYER	BOBRICK WASHROOM EQUIPMENT, INC.	B-7180	MOUNT BOTTOM @ 42" AFF
W9	1	ADULT CHANGE TABLE	KB3000-AHL ADJUSTABLE HEIGHT CHANGING STATION	KOALA KARE	KB3000-AHL	SEE INSTALLATION INSTRUCTIONS FOR WALL SUPPORT DETAILS
W10	1	LOCK BUTTON				

organica studio + inc.
architecture | interiors | design | research

Copyright of this drawing and design is reserved by the Designer. The drawing and all other documents prepared by the Designer for this project, all designs and the information contained therein may not be reproduced in whole or in part without the written consent of the Designer.

These Contract Documents are the property of the architect. The architect bears no responsibility for the accuracy of the information provided by others. Upon written application the architect will provide electronic copies for a fee of $50 per set. Any modifications made to these documents without the architect's written approval are prohibited. The architect will review Shop Drawings submitted by the Contractor for design conformance only.

Drawings are not to be scaled for construction. Contractor to verify all existing conditions, dimensions and specifications and report any discrepancies with the Contract Documents to the architect before commencing work.

Positions of exposed or finished mechanical or electrical devices, fittings, and trims are shown only on the architectural drawings unless specifically coordinated and shown on the Mechanical and Electrical drawings.

These drawings are not to be used for construction unless noted below as "Issued for Construction".

All work shall be performed to conformance with the Code and bylaws of the authorities having jurisdiction.

The Designer of these plans and specifications gives no warranty or representation as to the adequacy or completeness of these plans and specifications or the work shown or described therein. The Contractor is responsible for all dimensions and conditions on site, and shall report any discrepancies to the Designer before commencing work.

NORTH

STAMP

NO.	DESCRIPTION	DATE
1	ISSUED FOR REVIEW TO ACCESSIBILITY ADVISORY	2023.05.11

ENLARGED WASHROOM PLAN

WOODBRIDGE LIBRARY

SCALE	As Indicated
DATE	5/11/2023 5:00:55 PM
DRAWN	YS
CHECKED	PA
PROJECT NUMBER	22077
SHEET	SD2.0

FILE NAME: X:\Organica Projects\2022\22077 - 150 Woodbridge Ave. - Vaughan Public Library\Revit Model\22077 - 150 Woodbridge Ave. Set In Building - STRAIGHT ROOF.rvt
PLOT DATE: 5/11/2023 5:00:55 PM

1 A7.0 PROPOSED - SOUTH ELEVATION
1 : 50

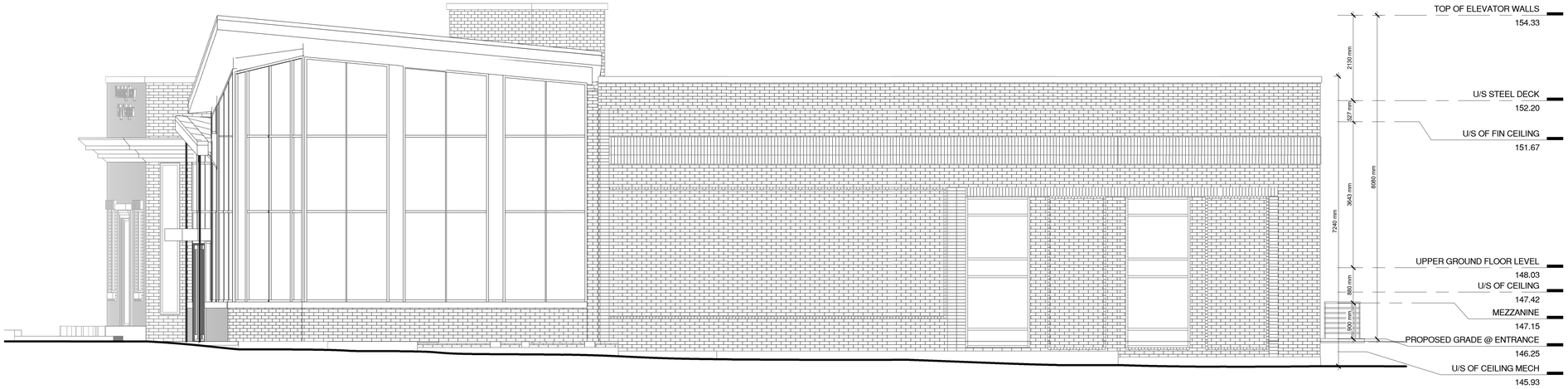

2 A7.0 PROPOSED EAST ELEVATION
1 : 50

organica studio + inc.
architecture | interiors | design | research

Copyright of this drawing and design is reserved by the Designer. This drawing and all associated documents are an instrument of service by the Designer. The Designer retains ownership and property rights in these documents.

These Contract Documents are the property of the architect. The architect bears no responsibility for the accuracy of any information or data provided by others. Upon awarding the contract, all contractor shall provide architect with contractor information, including but not limited to, business name, address, phone, fax, and contact person.

Dimensions are to be scaled for construction. Contractor to verify all setting out dimensions and report any discrepancies to the architect before commencing work.

Drawings are not to be scaled for construction. Contractor to verify all setting out dimensions and report any discrepancies to the architect before commencing work.

Contractor shall be responsible for all dimensions and conditions on site. Report any omissions or conflicts to the architect. Do not proceed with work in question until directed by the architect.

Shop drawings are required to be reviewed by the architect before work is "Released for Construction".

Shop drawings review shall be to conformance with the Code and intent of the contract documents.

Review of shop drawings by the architect does not relieve the contractor of responsibility for errors or omissions in shop drawings or other submittals, or of deviations from the contract documents not brought to the attention of the architect in writing. The contractor is responsible for the dimensions to fit, and the coordination of the fabrication and installation of all items that they can properly construct the work represented by these plans.

NORTH

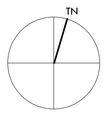

STAMP

NO.	DESCRIPTION	DATE
1	ISSUED FOR COORDINATION	2023.03.13
2	ISSUED FOR REVIEW	2023.05.12

PROPOSED BUILDING ELEVATIONS

WOODBRIDGE LIBRARY

SCALE	1 : 50
DATE	5/18/2023 12:22:21 PM
DRAWN	YS
CHECKED	PA
PROJECT NUMBER	22077
SHEET	A7.0

FILE NAME: R:\Organica Projects\2022\22077 - 150 Woodbridge Ave. - Vaughan Public Library\Revit Model\22077 - 150 Woodbridge Ave.- Sarin Building - STRAIGHT ROOF.rvt
PLOT DATE: 5/18/2023 12:22:21 PM