# ADDENDUM
## AGENDA ITEM
# 6.15
## COMMITTEE OF ADJUSTMENT

# A220/22

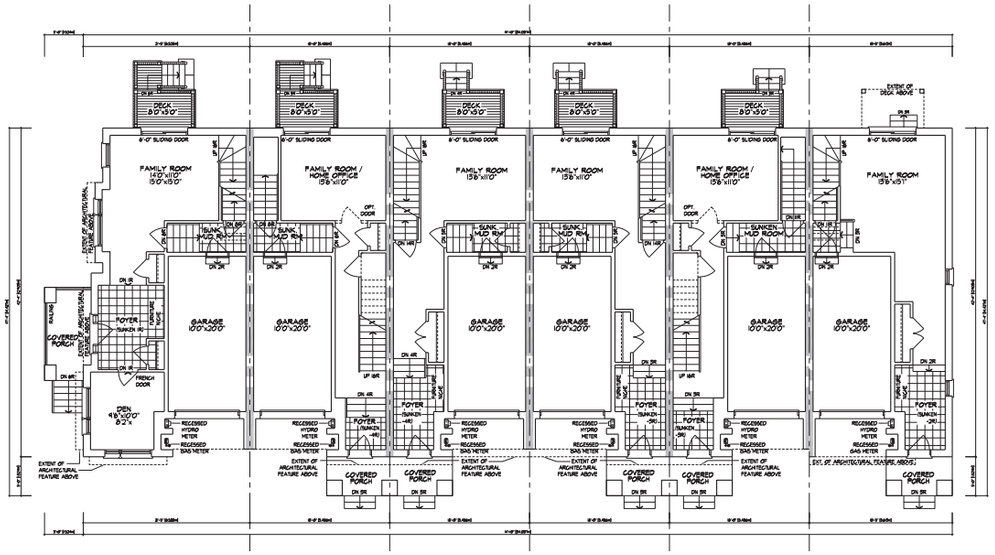


**FINISHED FIRST FLOOR PLAN, ELEVATION 'A' - BLOCK 1 (18' STREET TOWNS)**

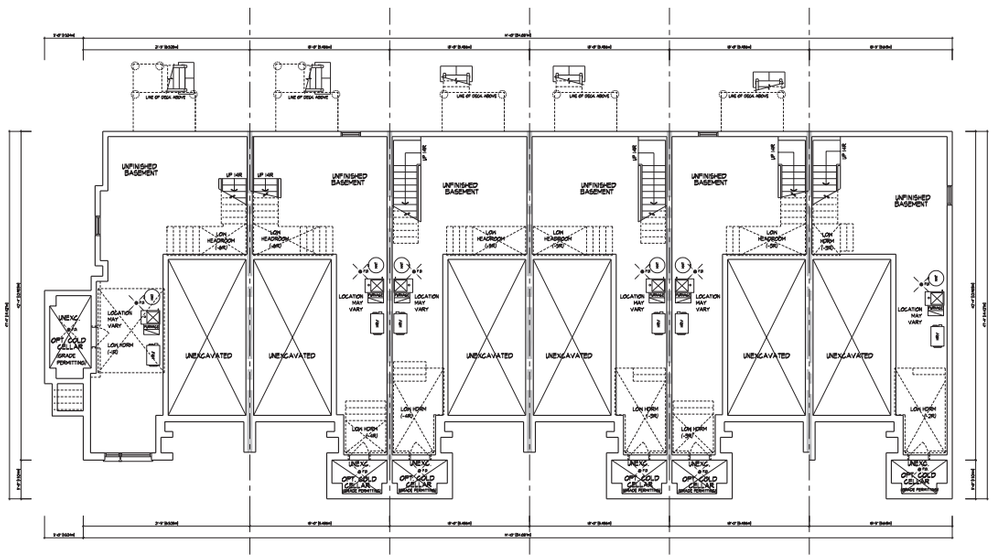


**BASEMENT PLAN, ELEVATION 'A' - BLOCK 1 (18' STREET TOWNS)**

It is the builder's complete responsibility to ensure that all plans submitted for approval fully comply with the Architectural Guidelines and all applicable regulations and requirements including zoning provisions and any provisions in the subdivision agreement. The Control Architect is not responsible in any way for examining or approving site (lotting) plans or working drawings with respect to any zoning or building code or permit matter or that any house can be properly built or located on its lot.

This is to certify that these plans comply with the applicable Architectural Design Guidelines approved by the City of VAUGHAN.

| NO. | | | |
|---|---|---|---|
| 5. | | - | - |
| 4. | | - | - |
| 3. | | - | - |
| 2. | ISSUED FOR SPA APPROVAL - 3rd SUBMISSION | 2022/4/24 | EK |
| 1. | ISSUED FOR SPA APPROVAL - 2ND SUBMISSION | 2022/3/25 | EK |
| NO. | - | - | - |

REVISIONS

THE UNDERSIGNED HAS REVIEWED AND TAKES RESPONSIBILITY FOR THE DESIGN AND HAS THE QUALIFICATIONS AND THE FIRM IS REGISTERED AS REQUIRED BY THE ONTARIO BUILDING CODE TO DO SO.

COMPANY NAME

Tony Di Biase 102025
NAME SIGNATURE REG. NO.

COMPANY NAME

HUNT DESIGN ASSOCIATES INC. 10003

HUNT DESIGN ASSOCIATES INC.
www.huntdesign.ca
8966 Woodbine Ave, Markham, ON L3R 0J7
T 905.737.5133 F 905.737.7326 email: hda@huntdesign.ca

**CALIBER HOMES - 221025**
VAUGHAN, ONTARIO

**BLOCK 1**
LOTS 1-6

**BLOCK PLANS**

-

| Scale: | Drawn By: | Checked By: |
|---|---|---|
| 1/8"=1'-0" | NC | TD |

| Drawing: | Page Number: |
|---|---|
| 221025DT-BLOCK ELEVATIONS | 1 of 3 |

# BLOCK NUMBER 1

All drawings and litho-line ruled documents and designs are the copyright property of Hunt Design Associates (HDA). Reproduction of this property in whole or in part is strictly prohibited without HDA's written permission. HDA assumes no responsibility or liability for title property unless it bears the appropriate SEAL number and signature.

DRAWING NUMBER: C:\DOCUMENTS\CLIENTS\CALIBER HOMES\221025 - BLOCK 1\221025DT-BLOCK ELEVATIONS.dwg

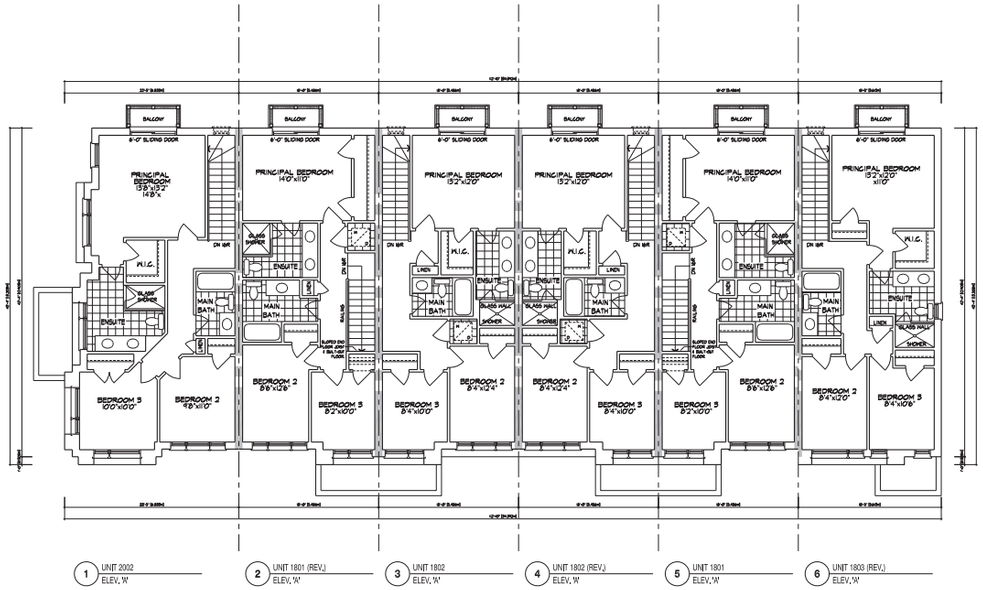


**FINISHED THIRD FLOOR PLAN, ELEVATION 'A' - BLOCK 1 (18' STREET TOWNS)**

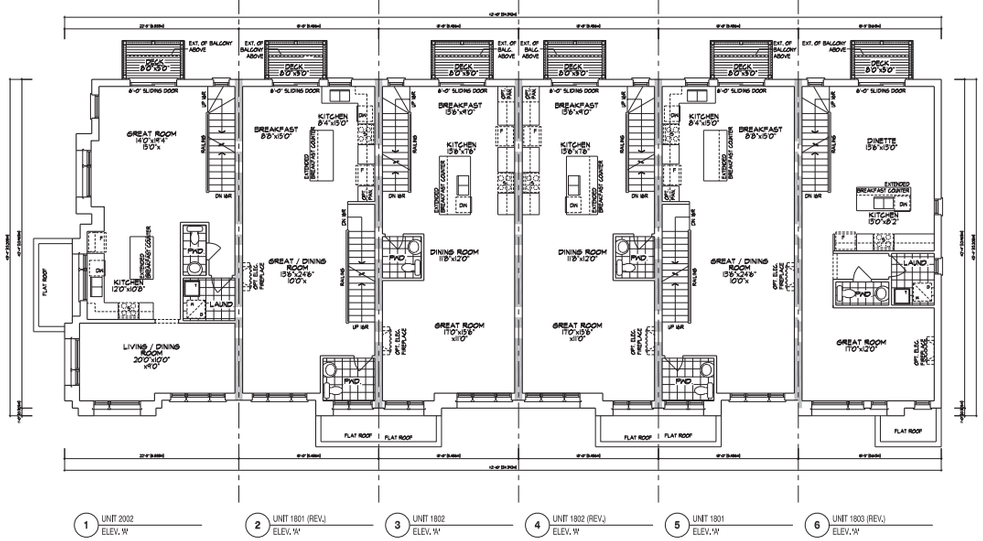


**FINISHED SECOND FLOOR PLAN, ELEVATION 'A' - BLOCK 1 (18' STREET TOWNS)**

It is the builder's complete responsibility to ensure that all plans submitted for approval fully comply with the Architectural Guidelines and all applicable regulations and requirements including zoning provisions and any provisions in the subdivision agreement. The Control Architect is not responsible in any way for examining or approving site (lotting) plans or working drawings with respect to any zoning or building code or permit matter or that any house can be properly built or located on its lot.

This is to certify that these plans comply with the applicable Architectural Design Guidelines approved by the City of VAUGHAN.

| NO. | | | |
|---|---|---|---|
| 5. | | - | - |
| 4. | | - | - |
| 3. | | - | - |
| 2. | ISSUED FOR SPA APPROVAL - 3rd SUBMISSION | 2022/6/24 | EK |
| 1. | ISSUED FOR SPA APPROVAL - 2ND SUBMISSION | 2022/6/20 | EK |
| NO. | - | - | - |

REVISIONS

THIS DRAWING IS NOT TO BE SCALED AND THESE DRAWINGS ARE TO BE READ IN CONJUNCTION WITH ALL OTHER CONTRACT DRAWINGS AND SPECIFICATIONS. ALL DIMENSIONS TO BE VERIFIED ON SITE BEFORE COMMENCEMENT OF WORK.

Drawn by: Checked by: 110205
Date: Revision: TD
COPYRIGHT RESERVED
HUNT DESIGN ASSOCIATES INC. 1990

HUNT DESIGN ASSOCIATES INC.
www.huntdesign.ca
8966 Woodbine Ave, Markham, ON L3R 0J7
T 905.737.5133 F 905.737.7326 email: hda@huntdesign.ca

**CALIBER HOMES - 221025**
VAUGHAN, ONTARIO

**BLOCK 1**
LOTS 1-6

**BLOCK PLANS**

-

Scale: 1/8"=1'-0" Drawn by: NC Checked by: TD
File Number: 221025DT-BLOCK ELEVATIONS Page Number: 2 of 3

# BLOCK NUMBER 1

All drawings and illustrations, related documents and designs are the copyright property of Hunt Design Associates (HDA). Reproduction of this property in whole or in part is strictly prohibited without HDA's written permission. HDA assumes no responsibility or liability for this property unless it bears the appropriate SEAL number and signature.

1 UNIT 2002
ELEV. 'A'

**LEFT SIDE ELEVATION 'A' - BLOCK 1 (18' STREET TOWNS)**

1 UNIT 2002 ELEV. 'A' | 2 UNIT 1801 (REV.) ELEV. 'A' | 3 UNIT 1802 ELEV. 'A' | 4 UNIT 1802 (REV.) ELEV. 'A' | 5 UNIT 1801 ELEV. 'A' | 6 UNIT 1803 (REV.) ELEV. 'A'

**FRONT ELEVATION 'A' - BLOCK 1 (18' STREET TOWNS)**

SPATIAL CALCULATION
PER OBC TABLE 9.10.17.10

RIGHT SIDE ELEVATION A

| | | |
|---|---|---|
| EXTERIOR BUILDING FACE AREA | GRADE | N/A |
| | REAR | N/A |
| POSTER WALL AREA | GRADE | N/A |
| | REAR | N/A |
| 1 HR FRR ANCILLARY BUILDING | | N/A |

| | | | | |
|---|---|---|---|---|
| X | Y | Z | S | WINDOW / DOOR FRAME SIZE (L x C) |
| 1 | 20' | 10' | | 9'x10' |
| 1 | 10' | 10' | | 9'x10' |
| 1 | 8' | 8' | | 3'x7' |
| 1 | 8' | 8' | | 3'x7' |
| 1 | 8' | 8' | | 3'x7' |
| 1 | 8' | 8' | | 3'x7' |
| 1 | 8' | 8' | | 3'x7' |
| 1 | 8' | 8' | | 3'x7' |
| 1 | BRICK | | 0.25 | 3'x7' |
| 1 | BRICK | | 0.25 | 3'x7' |
| 1 | BRICK | | 0.25 | 3'x7' |
| 1 | BRICK | | 0.25 | 3'x7' |
| TOTAL GLAZING AREA | | | 0.75 | 3'x7' |
| TOTAL CLADDING AREA | | | 0.75 | 3'x7' |
| ALLOWABLE UNLIMITED | | | | |

ALLOWABLE UNLIMITED CALCULATED AS FRAME SIZE
UNLIMITED AROUND ENTIRE PERIMETER

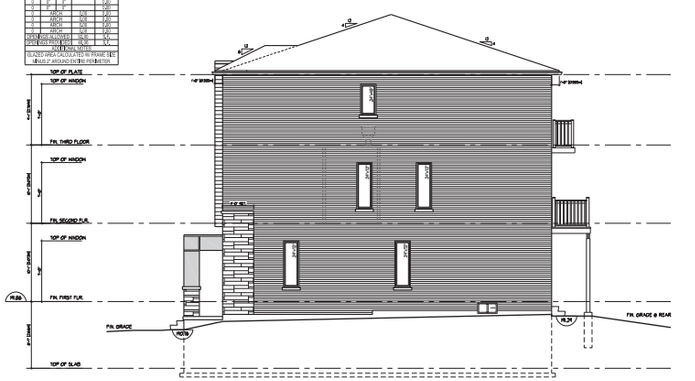

6 UNIT 1803 (REV.)
ELEV. 'A'

**RIGHT SIDE ELEVATION 'A' - BLOCK 1 (18' STREET TOWNS)**

6 UNIT 1803 (REV.) ELEV. 'A' | 5 UNIT 1801 ELEV. 'A' | 4 UNIT 1802 (REV.) ELEV. 'A' | 3 UNIT 1802 ELEV. 'A' | 2 UNIT 1801 (REV.) ELEV. 'A' | 1 UNIT 2002 ELEV. 'A'

**REAR ELEVATION 'A' - BLOCK 1 (18' STREET TOWNS)**

It is the builder's complete responsibility to ensure that all plans submitted for approval fully comply with the Architectural Guidelines and all applicable regulations and requirements including zoning provisions and any provisions in the subdivision agreement. The Control Architect is not responsible in any way for examining or approving site (lotting) plans or working drawings with respect to any zoning or building code or permit matter or that any house can be properly built or located on its lot.

This is to certify that these plans comply with the applicable Architectural Design Guidelines approved by the City of VAUGHAN.

| NO. | | | |
|---|---|---|---|
| 5. | | - | - |
| 4. | | - | - |
| 3. | | - | - |
| 2. | ISSUED FOR SPA APPROVAL - 3rd SUBMISSION | 2022/4/24 | EK |
| 1. | ISSUED FOR SPA APPROVAL - 2ND SUBMISSION | 2022/2/25 | EK |
| NO. | - | - | - |

REVISIONS

THE CONTRACTOR SHALL VERIFY ALL DIMENSIONS AND REPORT ANY ERRORS OR OMISSIONS TO THE ARCHITECT BEFORE PROCEEDING WITH THE WORK. DRAWINGS NOT TO BE SCALED.

CONTRACTOR'S INFORMATION

Name/Signature 19205
Date Initials
CONTRACTOR'S INFORMATION
HUNT DESIGN ASSOCIATES INC. 19205


HUNT DESIGN ASSOCIATES INC.
www.huntdesign.ca
8966 Woodbine Ave, Markham, ON L3R 0J7
T 905.737.5133 F 905.737.7326 email: hda@huntdesign.ca


**CALIBER HOMES - 221025**
VAUGHAN, ONTARIO

**BLOCK 1**
LOTS 1-6

**BLOCK ELEVATIONS**

-

| Scale: | Drawn By: | Checked By: |
|---|---|---|
| 1/8"=1'-0" | NC | TD |
| File Number: 221025DT-BLOCK ELEVATIONS | | Page Number: 3 of 3 |

# BLOCK NUMBER 1


All drawings and illustrations are instruments and designs are the copyright property of Hunt Design Associates (HDA). Reproduction of this property in whole or in part is strictly prohibited without HDA's written permission. HDA assumes no responsibility or liability for this property unless it bears the appropriate SEAL number and signature.

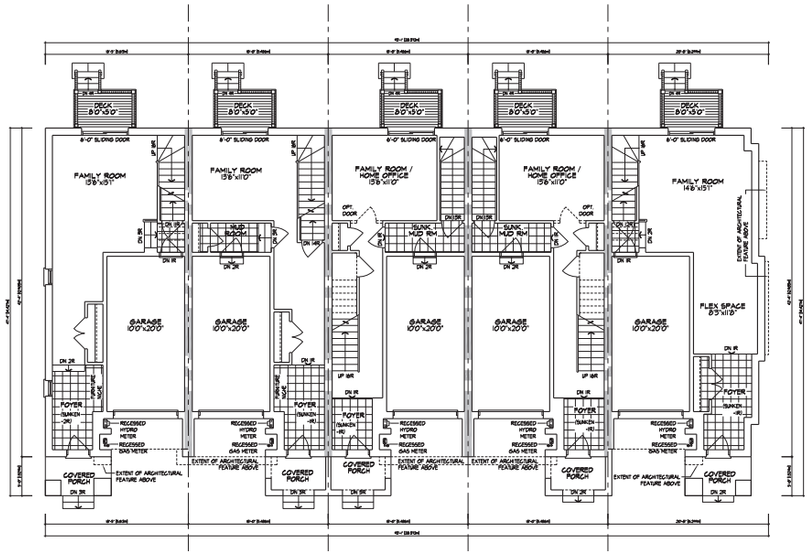


7 UNIT 1803 ELEV.'B'
8 UNIT 1802 (REV.) ELEV.'B'
9 UNIT 1801 ELEV.'B'
10 UNIT 1801 (REV.) ELEV.'B'
11 UNIT 1803 UPGRADE (REV.) ELEV.'B'

**FINISHED FIRST FLOOR PLAN, ELEVATION 'B' - BLOCK 2 (18' STREET TOWNS)**

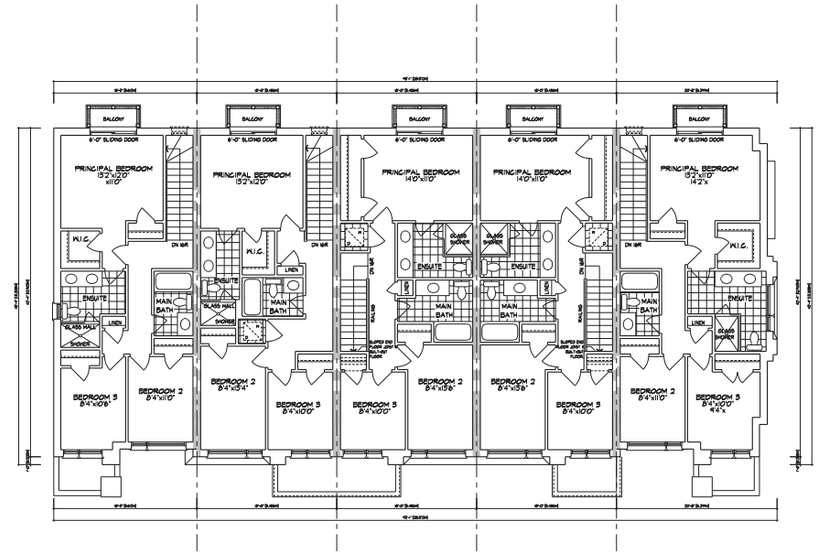


7 UNIT 1803 ELEV.'B'
8 UNIT 1802 (REV.) ELEV.'B'
9 UNIT 1801 ELEV.'B'
10 UNIT 1801 (REV.) ELEV.'B'
11 UNIT 1803 UPGRADE (REV.) ELEV.'B'

**FINISHED THIRD FLOOR PLAN, ELEVATION 'B' - BLOCK 2 (18' STREET TOWNS)**

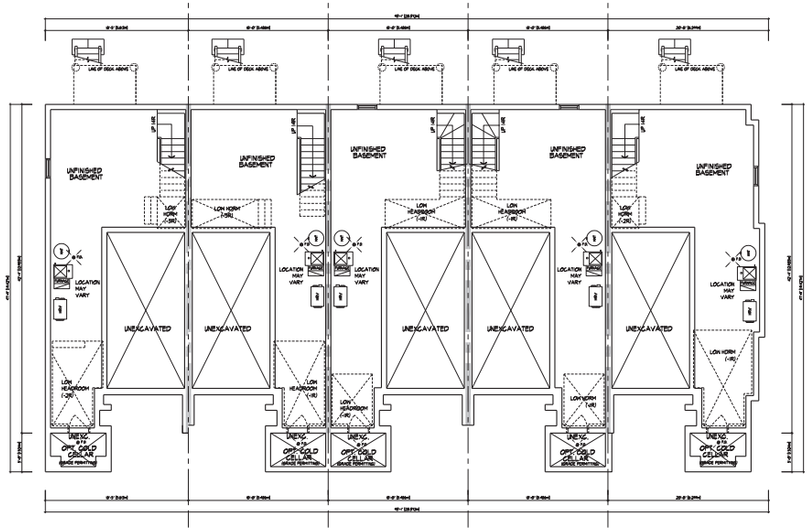


7 UNIT 1803 ELEV.'B'
8 UNIT 1802 (REV.) ELEV.'B'
9 UNIT 1801 ELEV.'B'
10 UNIT 1801 (REV.) ELEV.'B'
11 UNIT 1803 UPGRADE (REV.) ELEV.'B'

**BASEMENT PLAN, ELEVATION 'B' - BLOCK 2 (18' STREET TOWNS)**

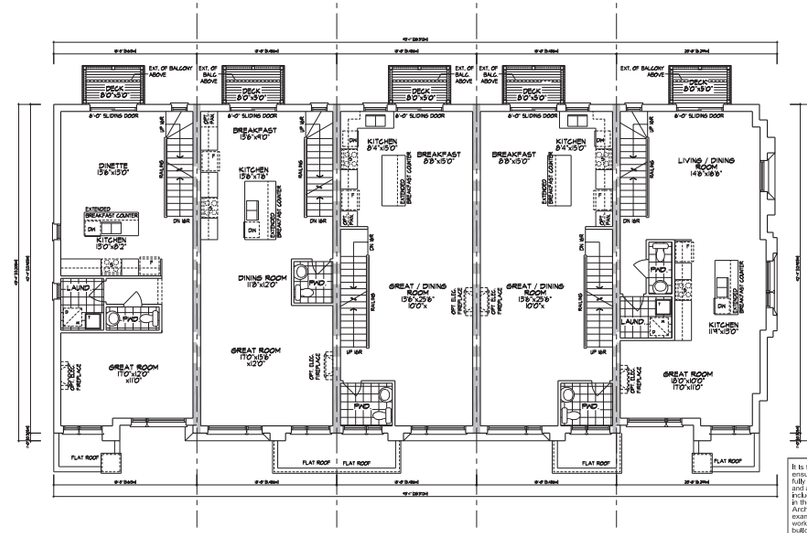


7 UNIT 1803 ELEV.'B'
8 UNIT 1802 (REV.) ELEV.'B'
9 UNIT 1801 ELEV.'B'
10 UNIT 1801 (REV.) ELEV.'B'
11 UNIT 1803 UPGRADE (REV.) ELEV.'B'

**FINISHED SECOND FLOOR PLAN, ELEVATION 'B' - BLOCK 2 (18' STREET TOWNS)**

It is the builder's complete responsibility to ensure that all plans submitted for approval fully comply with the Architectural Guidelines and all applicable regulations and requirements including zoning provisions and any provisions in the subdivision agreement. The Control Architect is not responsible in any way for examining or approving site (lotting) plans or working drawings with respect to any zoning or building code or permit matter or that any house can be properly built or located on its lot.

This is to certify that these plans comply with the applicable Architectural Design Guidelines approved by the City of VAUGHAN.

| NO. | | | |
|---|---|---|---|
| 5. | | - | - |
| 4. | | - | - |
| 3. | | - | - |
| 2. | ISSUED FOR SPA APPROVAL - 3rd SUBMISSION | 2022/6/24 | EK |
| 1. | ISSUED FOR SPA APPROVAL - 2ND SUBMISSION | 2022/5/25 | EK |
| NO. | | - | - |

REVISIONS

THE CONTRACTOR SHALL VERIFY ALL DIMENSIONS AND REPORT ANY ERRORS OR OMISSIONS TO THE DESIGNER PRIOR TO COMMENCEMENT OF WORK. THIS DRAWING IS NOT TO BE SCALED.

COPYRIGHT RESERVED

Form C(Revised) 1993/06
DATE SIGNATURE
CERTIFIED BY
HUNT DESIGN ASSOCIATES INC. 1993

HUNT DESIGN ASSOCIATES INC.
www.huntdesign.ca
8966 Woodbine Ave, Markham, ON L3R 0J7
T 905.737.5133 F 905.737.7326 email: hda@huntdesign.ca

**CALIBER HOMES - 221025**
VAUGHAN, ONTARIO

**BLOCK 2**
LOTS 7-11

**BLOCK PLANS**

-

| Scale | Drawn By | Checked By |
|---|---|---|
| 1/8"=1'-0" | NC | TD |

| Job Number | Sheet Number |
|---|---|
| 221025DT-BLOCK ELEVATIONS | 1 of 2 |

# BLOCK NUMBER 2

All drawings and illustrations related documents and designs are the copyright property of Hunt Design Associates (HDA). Reproduction of this property in whole or in part is strictly prohibited without HDA's written permission. HDA assumes no responsibility or liability for this property unless it bears the appropriate SEAL (number and/or full of signature).

| SPATIAL CALCULATION PER O.Z.O., TABLE 5.0.V.7.a.i | | |
|---|---|---|
| LEFT SIDE ELEVATION B | | |
| EXTERIOR BUILDING FACE AREA | 109.45 m² | 100% |
| | 1178.00 ft² | |
| PORTION WALL AREA | 109.45 m² | 100% |
| | 1178.00 ft² | |
| MAXIMUM ALLOWABLE AREA OF WINDOWS | 54.72 m² | 50% |
| | 589.00 ft² | |

| WINDOW SCHEDULE | | | | |
|---|---|---|---|---|
| | WIDTH | HEIGHT | SILL HT. | WINDOW / DOOR FRAME SIZE (S.F.) |
| 1 | 2'-0" | 3'-0" | | 6.00 |
| 2 | 2'-0" | 3'-0" | | 6.00 |
| 3 | 2'-0" | 3'-0" | | 6.00 |
| 4 | 2'-0" | 3'-0" | | 6.00 |
| 5 | 2'-0" | 3'-0" | | 6.00 |
| 6 | 2'-0" | 3'-0" | | 6.00 |
| 7 | 2'-0" | 3'-0" | | 6.00 |
| 8 | 2'-0" | 3'-0" | | 6.00 |
| 9 | ARCH | 3'-0" | | 6.00 |
| 10 | ARCH | 3'-0" | | 6.00 |
| 11 | ARCH | 3'-0" | | 6.00 |
| TOTAL WINDOW AREA | | | | 72.00 |
| MAXIMUM ALLOWABLE | | | | 54.72 |
| ADDITIONAL WINDOW AREA REQUIRED | | | | 0.00 |

TO ADD WINDOW AREA CALCULATED IN FRAME SIZE MEASURE 2" AROUND ENTIRE PERIMETER

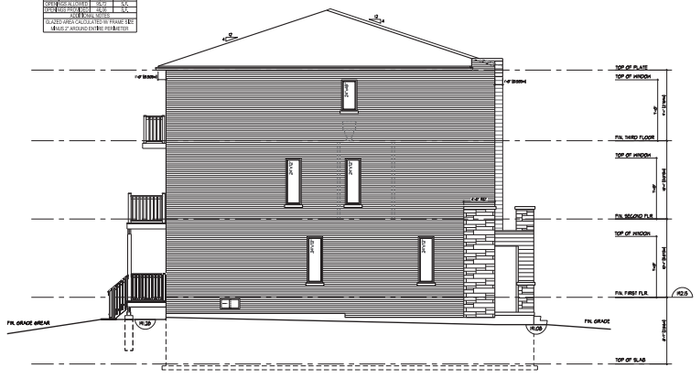


7 UNIT 1803
ELEV. 'B'

**LEFT SIDE ELEVATION 'B' - BLOCK 2 (18' STREET TOWNS)**

7 UNIT 1803
ELEV. 'B'

8 UNIT 1802 (REV.)
ELEV. 'B'

9 UNIT 1801
ELEV. 'B'

10 UNIT 1801 (REV.)
ELEV. 'B'

11 UNIT 1803 UPGRADE (REV.)
ELEV. 'B'

**FRONT ELEVATION 'B' - BLOCK 2 (18' STREET TOWNS)**

| SPATIAL CALCULATION PER O.Z.O., TABLE 5.0.V.7.a.i | | |
|---|---|---|
| RIGHT SIDE ELEVATION B | | |
| EXTERIOR BUILDING FACE AREA | 109.45 m² | 100% |
| | 1178.00 ft² | |
| PORTION WALL AREA | 109.45 m² | 100% |
| | 1178.00 ft² | |
| MAXIMUM ALLOWABLE AREA OF WINDOWS | 54.72 m² | 50% |
| | 589.00 ft² | |

| WINDOW SCHEDULE | | | | |
|---|---|---|---|---|
| | WIDTH | HEIGHT | SILL HT. | WINDOW / DOOR FRAME SIZE (S.F.) |
| 1 | 2'-0" | 3'-0" | | 6.00 |
| 2 | 2'-0" | 3'-0" | | 6.00 |
| 3 | 2'-0" | 3'-0" | | 6.00 |
| 4 | 2'-0" | 3'-0" | | 6.00 |
| 5 | 2'-0" | 3'-0" | | 6.00 |
| 6 | 2'-0" | 3'-0" | | 6.00 |
| 7 | 2'-0" | 3'-0" | | 6.00 |
| 8 | 2'-0" | 3'-0" | | 6.00 |
| 9 | ARCH | 3'-0" | | 6.00 |
| 10 | ARCH | 3'-0" | | 6.00 |
| 11 | ARCH | 3'-0" | | 6.00 |
| TOTAL WINDOW AREA | | | | 72.00 |
| MAXIMUM ALLOWABLE | | | | 54.72 |
| ADDITIONAL WINDOW AREA REQUIRED | | | | 0.00 |

TO ADD WINDOW AREA CALCULATED IN FRAME SIZE MEASURE 2" AROUND ENTIRE PERIMETER

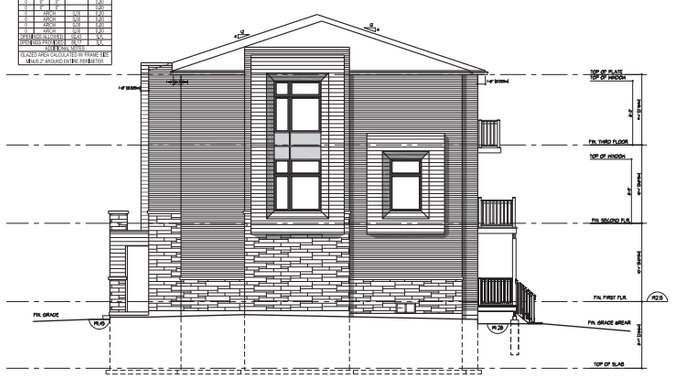


11 UNIT 1803 UPGRADE (REV.)
ELEV. 'B'

**RIGHT SIDE ELEVATION 'B' - BLOCK 2 (18' STREET TOWNS)**

11 UNIT 1803 UPGRADE (REV.)
ELEV. 'B'

10 UNIT 1801 (REV.)
ELEV. 'B'

9 UNIT 1801
ELEV. 'B'

8 UNIT 1802 (REV.)
ELEV. 'B'

7 UNIT 1803
ELEV. 'B'

**REAR ELEVATION 'B' - BLOCK 2 (18' STREET TOWNS)**

It is the builder's complete responsibility to ensure that all plans submitted for approval fully comply with the Architectural Guidelines and all applicable regulations and requirements including zoning provisions and any provisions in the subdivision agreement. The Control Architect is not responsible in any way for examining or approving site (lotting) plans or working drawings with respect to any zoning or building code or permit matter or that any house can be properly built or located on its lot.

This is to certify that these plans comply with the applicable Architectural Design Guidelines approved by the City of VAUGHAN.

| NO. | | | |
|---|---|---|---|
| 5. | | - | - |
| 4. | | - | - |
| 3. | | - | - |
| 2. | ISSUED FOR SPA APPROVAL - 3rd SUBMISSION | 2022/4/24 | EK |
| 1. | ISSUED FOR SPA APPROVAL - 2ND SUBMISSION | 2022/2/25 | EK |
| NO. | - | - | - |

REVISIONS

THE UNDERSIGNED HAS REVIEWED AND TAKES RESPONSIBILITY FOR THE DESIGN WORK IN THE AREAS OF HUNT DESIGN ASSOCIATES INC. FOR THE PROJECT AND HAS THE QUALIFICATIONS AND MEETS THE REQUIREMENTS SET OUT BY THE CORPORATE PROFILE FILED WITH THE COMPANY.

CONTRACTOR'S CERTIFICATION

Terry Chiarelli 110036
NAME SIGNATURE

CERTIFICATION OF COMPETENCY

HUNT DESIGN ASSOCIATES INC. 10003


HUNT DESIGN ASSOCIATES INC.
www.huntdesign.ca
8966 Woodbine Ave, Markham, ON L3R 0J7
T 905.737.5133 F 905.737.7326 email: hda@huntdesign.ca


**CALIBER HOMES - 221025**
VAUGHAN, ONTARIO

**BLOCK 2**
LOTS 7-11

**BLOCK ELEVATIONS**

-

| Scale: | Drawn By: | Checked By: |
|---|---|---|
| 1/8"=1'-0" | NC | TD |
| File Name: 221025DT-BLOCK ELEVATIONS | | Page Number: 2 of 2 |

# BLOCK NUMBER 2


All drawings and illustrations are the copyright property of Hunt Design Associates (HDA). Reproduction of this property in whole or in part is strictly prohibited without HDA's written permission. HDA assumes no responsibility or liability for this property unless it bears the appropriate SEAL number and signature.



BY-LAW 045-2019 - SCHEDULE A - ZONING - RESIDENTIAL ZONE CATEGORIES - RV4 - RESIDENTIAL URBAN VILLAGE FOUR - ZONE PROVISIONS

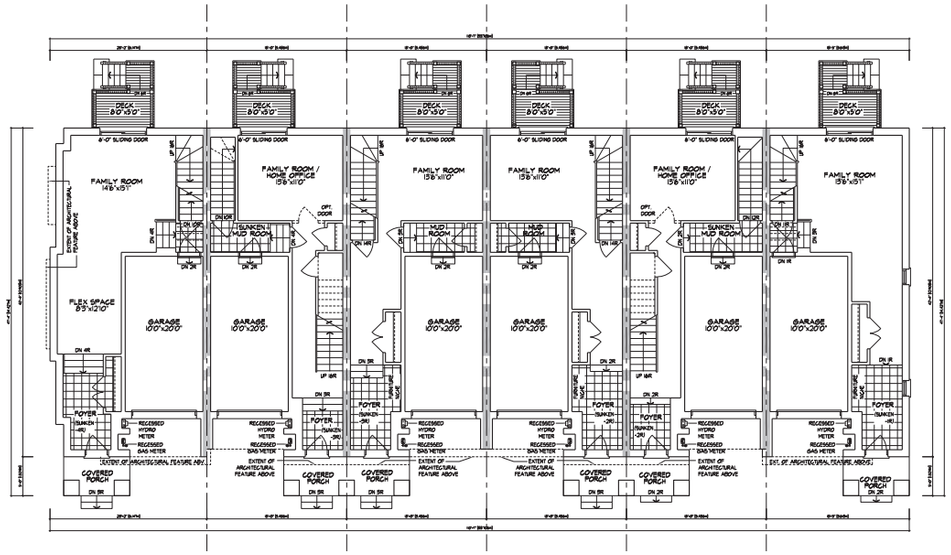


**FINISHED FIRST FLOOR PLAN, ELEVATION 'A' - BLOCK 3 (18' STREET TOWNS)**

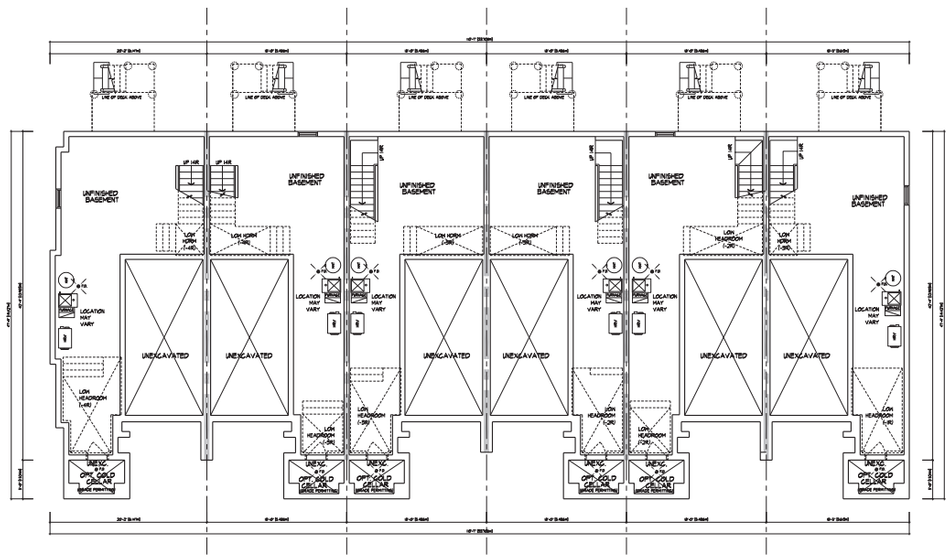


**BASEMENT PLAN, ELEVATION 'A' - BLOCK 3 (18' STREET TOWNS)**

It is the builder's complete responsibility to ensure that all plans submitted for approval fully comply with the Architectural Guidelines and all applicable regulations and requirements including zoning provisions and any provisions in the subdivision agreement. The Control Architect is not responsible in any way for examining or approving site (lotting) plans or working drawings with respect to any zoning or building code or permit matter or that any house can be properly built or located on its lot.

This is to certify that these plans comply with the applicable Architectural Design Guidelines approved by the City of VAUGHAN.

| NO. | | | |
|---|---|---|---|
| 5. | | - | - |
| 4. | | - | - |
| 3. | | - | - |
| 2. | ISSUED FOR SPA APPROVAL - 3rd SUBMISSION | 2022/6/24 | EK |
| 1. | ISSUED FOR SPA APPROVAL - 2ND SUBMISSION | 2022/6/20 | EK |
| NO. | - | - | - |

REVISIONS

THE UNDERSIGNED HAS REVIEWED AND TAKES RESPONSIBILITY FOR THE DESIGN AND HAS THE QUALIFICATIONS AND MEETS THE REQUIREMENTS SET OUT IN THE ONTARIO BUILDING CODE TO BE A DESIGNER.

NAME (Print) TODD
DATE SIGNATURE
REGISTRATION INFORMATION
HUNT DESIGN ASSOCIATES INC. 10900

HUNT DESIGN ASSOCIATES INC.
www.huntdesign.ca
8966 Woodbine Ave, Markham, ON L3R 0J7
T 905.737.5133 F 905.737.7326 email: hda@huntdesign.ca

**CALIBER HOMES - 221025**
VAUGHAN, ONTARIO

**BLOCK 3**
LOTS 12-17

**BLOCK PLANS**

-

| Scale | Drawn By | Checked By |
|---|---|---|
| 1/8"=1'-0" | NC | TD |
| File Number | | Page Number |
| 221025DT-BLOCK ELEVATIONS | | 1 of 3 |

# BLOCK NUMBER 3

All drawings and illustrations, related documents and designs are the copyright property of Hunt Design Associates (HDA). Reproduction of this property in whole or in part is strictly prohibited without HDA's written permission. HDA assumes no responsibility or liability for this property unless it bears the appropriate SEAL number and signature.

DRAWING NUMBER: 221025DT-BLOCK ELEVATIONS
DRAWING NAME: 221025DT-BLOCK ELEVATIONS
DATE: 2022-06-24 1:48:00 PM
PLOTTED BY: NC

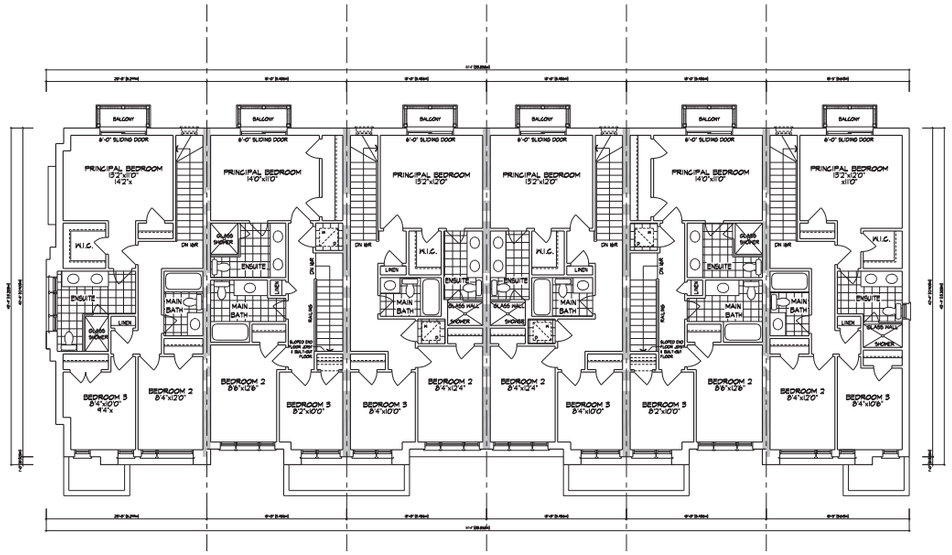


12 UNIT 1803 UPGRADE ELEV. 'A'
13 UNIT 1801 (REV.) ELEV. 'A'
14 UNIT 1802 ELEV. 'A'
15 UNIT 1802 (REV.) ELEV. 'A'
16 UNIT 1801 ELEV. 'A'
17 UNIT 1803 (REV.) ELEV. 'A'

**FINISHED THIRD FLOOR PLAN, ELEVATION 'A' - BLOCK 3 (18' STREET TOWNS)**

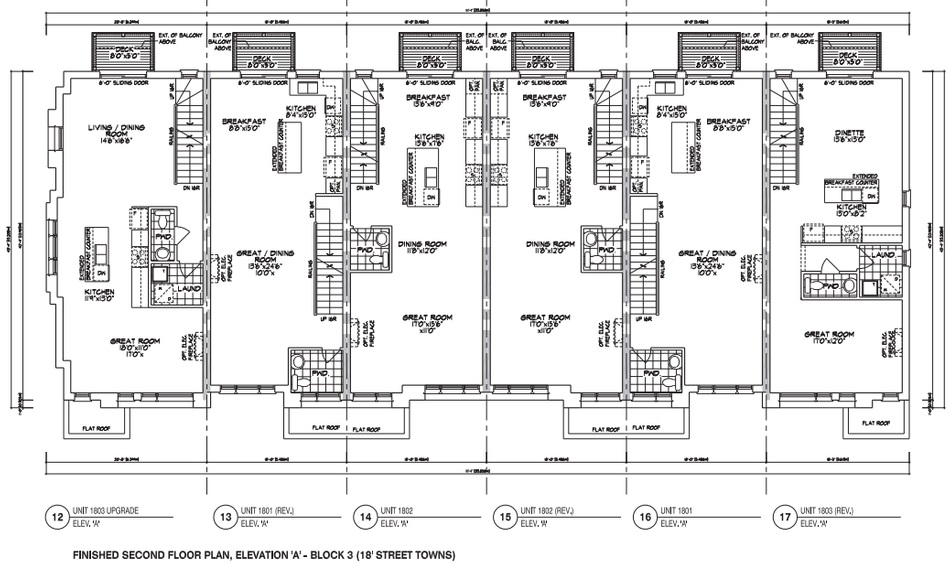


12 UNIT 1803 UPGRADE ELEV. 'A'
13 UNIT 1801 (REV.) ELEV. 'A'
14 UNIT 1802 ELEV. 'A'
15 UNIT 1802 (REV.) ELEV. 'A'
16 UNIT 1801 ELEV. 'A'
17 UNIT 1803 (REV.) ELEV. 'A'

**FINISHED SECOND FLOOR PLAN, ELEVATION 'A' - BLOCK 3 (18' STREET TOWNS)**

It is the builder's complete responsibility to ensure that all plans submitted for approval fully comply with the Architectural Guidelines and all applicable regulations and requirements including zoning provisions and any provisions in the subdivision agreement. The Control Architect is not responsible in any way for examining or approving site (lotting) plans or working drawings with respect to any zoning or building code or permit matter or that any house can be properly built or located on its lot.

This is to certify that these plans comply with the applicable Architectural Design Guidelines approved by the City of VAUGHAN.

| NO. | | | |
|---|---|---|---|
| 5. | | - | - |
| 4. | | - | - |
| 3. | | - | - |
| 2. | ISSUED FOR SPA APPROVAL - 3rd SUBMISSION | 2022/6/24 | EK |
| 1. | ISSUED FOR SPA APPROVAL - 2ND SUBMISSION | 2022/6/20 | EK |
| NO. | - | - | - |

REVISIONS

THE CONTRACTOR SHALL VERIFY ALL DIMENSIONS AND REPORT ALL ERRORS AND OMISSIONS TO THE ARCHITECT BEFORE PROCEEDING WITH THE WORK. DRAWINGS NOT TO BE SCALED.

DRAWN BY: Fancy Chiang 1/20/22
CHECKED BY: 1/20/22
HUNT DESIGN ASSOCIATES INC. 1/20/22

HUNT DESIGN ASSOCIATES INC.
www.huntdesign.ca
8966 Woodbine Ave, Markham, ON L3R 0J7
T 905.737.5133 F 905.737.7326 email: hda@huntdesign.ca

**CALIBER HOMES - 221025**
VAUGHAN, ONTARIO

**BLOCK 3**
LOTS 12-17

**BLOCK PLANS**

-

| Scale | Drawn By | Checked By |
|---|---|---|
| 1/8"=1'-0" | NC | TD |

| Drawing | Page Number |
|---|---|
| 221025DT-BLOCK ELEVATIONS | 2 of 3 |

# BLOCK NUMBER 3

All drawings and titled/unlimited documents and designs are the copyright property of Hunt Design Associates (HDA). Reproduction of this property in whole or in part is strictly prohibited without HDA's written permission. HDA assumes no responsibility or liability for title property unless it bears the appropriate SEAL number and seal of signature.

| SPATIAL CALCULATION | | |
|---|---|---|
| PER O.Reg. TABLE 9.10.13.14 | | |
| LEFT SIDE ELEVATION A | | |
| TOTAL WALL AREA | 1120.00 | SF |
| FACE AREA | 1120.00 | SF |
| PORTION WALL AREA | 0.00 | SF |
| % OF WALL AREA | 0.00 | % |
| MAX % ALLOWED | - | % |

| QTY | HT | WD | AREA | WINDOW / DOOR FRAME SIZE (U.O.) |
|---|---|---|---|---|
| 1 | 10' | 10' | | 9'x10' |
| 1 | 10' | 10' | | 9'x10' |
| 1 | 10' | 10' | | 9'x10' |
| 1 | 10' | 10' | | 9'x10' |
| 1 | 8' | 8' | | 7'x8' |
| 1 | 8' | 8' | | 7'x8' |
| 1 | 8' | 8' | | 7'x8' |
| 1 | 8' | 8' | | 7'x8' |
| 1 | 8' | 8' | | 7'x8' |
| 1 | 8' | 8' | | 7'x8' |
| 1 | AREA | | 0.00 | 2'x3' |
| 1 | AREA | | 0.00 | 2'x3' |
| 1 | AREA | | 0.00 | 2'x3' |
| 1 | AREA | | 0.00 | 2'x3' |
| GLASS AREA ALLOWED | | | 0.00 | SF |
| WINDOWS WINDOW | | | 0.00 | SF |
| | | | 0.00 | % |

GLAZED AREA CALCULATED IN FRAME SIZE MINUS 2" AROUND ENTIRE PERIMETER

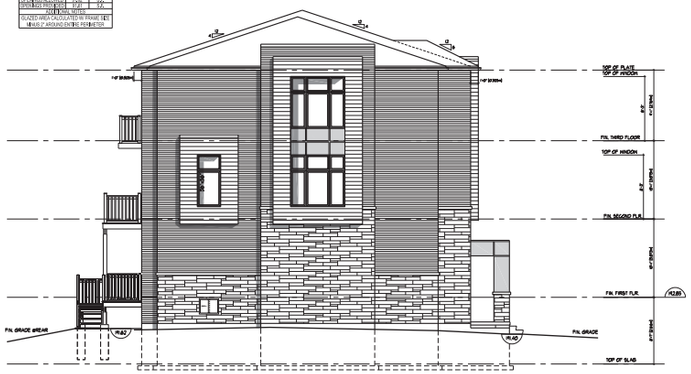


12 UNIT 1803 UPGRADE
ELEV. 'A'

**LEFT SIDE ELEVATION 'A' - BLOCK 3 (18' STREET TOWNS)**

12 UNIT 1803 UPGRADE
ELEV. 'A'
13 UNIT 1801 (REV.)
ELEV. 'A'
14 UNIT 1802
ELEV. 'A'
15 UNIT 1802 (REV.)
ELEV. 'A'
16 UNIT 1801
ELEV. 'A'
17 UNIT 1803 (REV.)
ELEV. 'A'

**FRONT ELEVATION 'A' - BLOCK 3 (18' STREET TOWNS)**

| SPATIAL CALCULATION | | |
|---|---|---|
| PER O.Reg. TABLE 9.10.13.14 | | |
| RIGHT SIDE ELEVATION A | | |
| TOTAL WALL AREA | 1120.00 | SF |
| FACE AREA | 1120.00 | SF |
| PORTION WALL AREA | 0.00 | SF |
| % OF WALL AREA | 0.00 | % |
| MAX % ALLOWED | - | % |

| QTY | HT | WD | AREA | WINDOW / DOOR FRAME SIZE (U.O.) |
|---|---|---|---|---|
| 1 | 10' | 10' | | 9'x10' |
| 1 | 10' | 10' | | 9'x10' |
| 1 | 8' | 8' | | 7'x8' |
| 1 | 8' | 8' | | 7'x8' |
| 1 | 8' | 8' | | 7'x8' |
| 1 | 8' | 8' | | 7'x8' |
| 1 | 8' | 8' | | 7'x8' |
| 1 | 8' | 8' | | 7'x8' |
| 1 | AREA | | 0.00 | 2'x3' |
| 1 | AREA | | 0.00 | 2'x3' |
| 1 | AREA | | 0.00 | 2'x3' |
| 1 | AREA | | 0.00 | 2'x3' |
| GLASS AREA ALLOWED | | | 0.00 | SF |
| WINDOWS WINDOW | | | 0.00 | SF |
| | | | 0.00 | % |

GLAZED AREA CALCULATED IN FRAME SIZE MINUS 2" AROUND ENTIRE PERIMETER

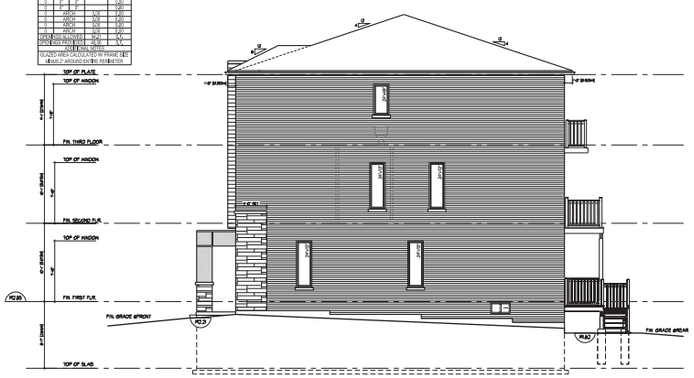


17 UNIT 1803 (REV.)
ELEV. 'A'

**RIGHT SIDE ELEVATION 'A' - BLOCK 3 (18' STREET TOWNS)**

17 UNIT 1803 (REV.)
ELEV. 'A'
16 UNIT 1801
ELEV. 'A'
15 UNIT 1802 (REV.)
ELEV. 'A'
14 UNIT 1802
ELEV. 'A'
13 UNIT 1801 (REV.)
ELEV. 'A'
12 UNIT 1803 UPGRADE
ELEV. 'A'

**REAR ELEVATION 'A' - BLOCK 3 (18' STREET TOWNS)**

It is the builder's complete responsibility to ensure that all plans submitted for approval fully comply with the Architectural Guidelines and all applicable regulations and requirements including zoning provisions and any provisions in the subdivision agreement. The Control Architect is not responsible in any way for examining or approving site (lotting) plans or working drawings with respect to any zoning or building code or permit matter or that any house can be properly built or located on its lot.

This is to certify that these plans comply with the applicable Architectural Design Guidelines approved by the City of VAUGHAN.

| NO. | | | |
|---|---|---|---|
| 5. | | - | - |
| 4. | | - | - |
| 3. | | - | - |
| 2. | ISSUED FOR SPA APPROVAL - 3rd SUBMISSION | 2022/06/24 | EK |
| 1. | ISSUED FOR SPA APPROVAL - 2ND SUBMISSION | 2022/02/25 | EK |
| NO. | - | - | - |

REVISIONS

THE CONTRACTOR SHALL VERIFY ALL DIMENSIONS AND REPORT ANY ERRORS OR OMISSIONS TO THE ARCHITECT BEFORE PROCEEDING WITH WORK. DO NOT SCALE THE DRAWING.

CONTRACTOR'S CONTACT:
Name / Signature: TODD
Date: 2022/06/24
CONTRACTOR'S COMPANY:
HUNT DESIGN ASSOCIATES INC.


HUNT DESIGN ASSOCIATES INC.
www.huntdesign.ca
8966 Woodbine Ave, Markham, ON L3R 0J7
T 905.737.5133 F 905.737.7326 email: hda@huntdesign.ca


**CALIBER HOMES - 221025**
VAUGHAN, ONTARIO

**BLOCK 3**
LOTS 12-17

**BLOCK ELEVATIONS**

-

| Scale: | Drawn By: | Checked By: |
|---|---|---|
| 1/8"=1'-0" | NC | TD |
| File Number: 221025DT-BLOCK ELEVATIONS | | Page Number: 3 of 3 |

# BLOCK NUMBER 3


All drawings and illustrations, related documents and designs are the copyright property of Hunt Design Associates (HDA). Reproduction of this property in whole or in part is strictly prohibited without HDA's written permission. HDA assumes no responsibility or liability for this property unless it bears the appropriate SEAL number and signature.

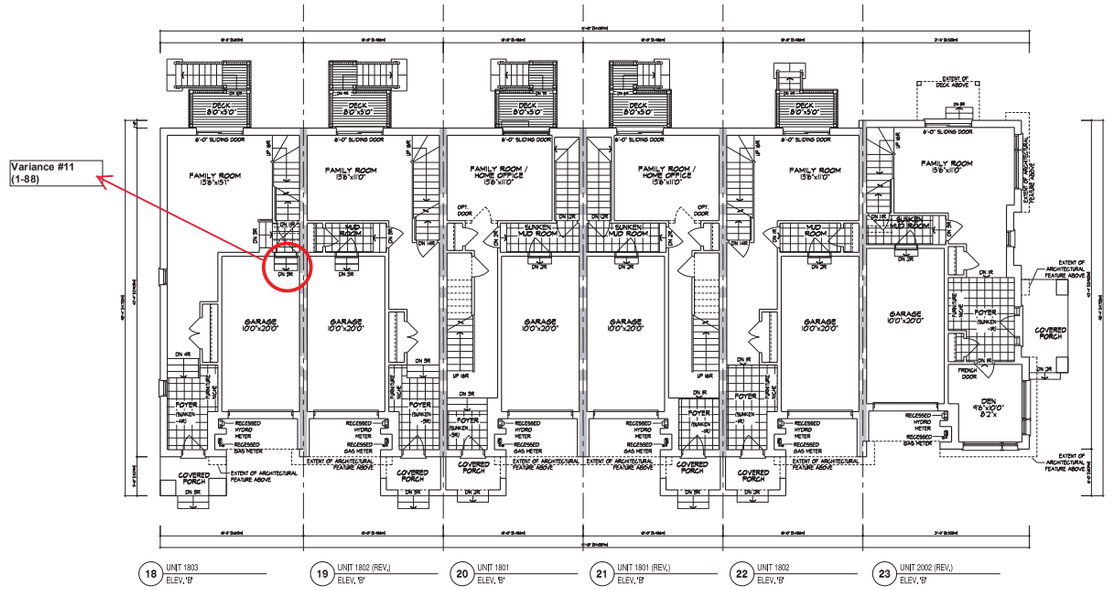


FINISHED FIRST FLOOR PLAN, ELEVATION 'B' - BLOCK 4 (18' STREET TOWNS)

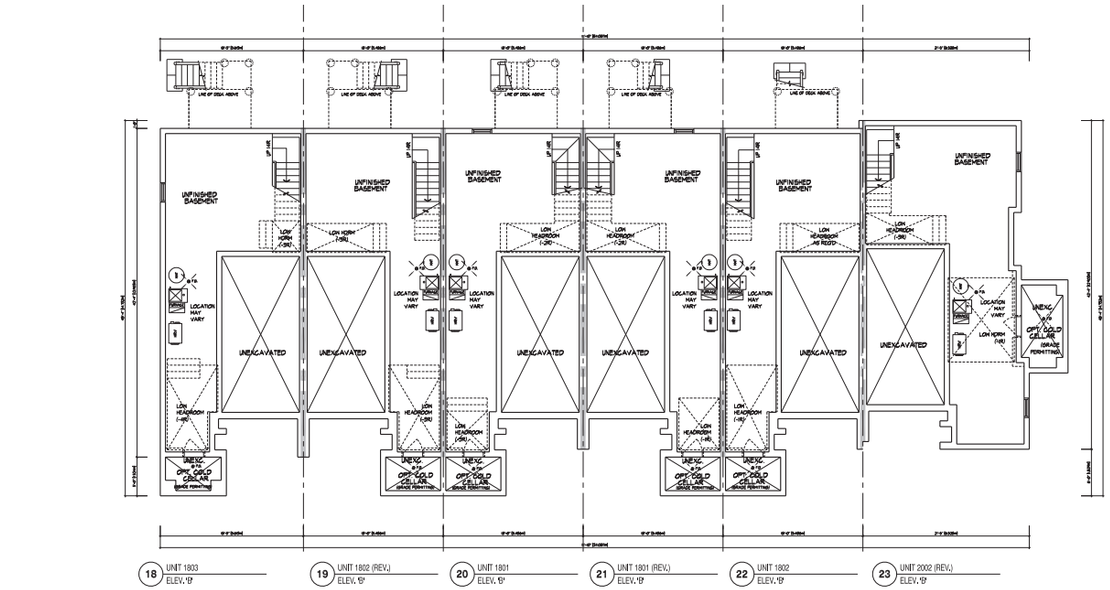


BASEMENT PLAN, ELEVATION 'B' - BLOCK 4 (18' STREET TOWNS)

It is the builder's complete responsibility to ensure that all plans submitted for approval fully comply with the Architectural Guidelines and all applicable regulations and requirements including zoning provisions and any provisions in the subdivision agreement. The Control Architect is not responsible in any way for examining or approving site (lotting) plans or working drawings with respect to any zoning or building code or permit matter or that any house can be properly built or located on its lot.

This is to certify that these plans comply with the applicable Architectural Design Guidelines approved by the City of VAUGHAN.

| NO. | | | |
|---|---|---|---|
| 5. | | - | - |
| 4. | | - | - |
| 3. | | - | - |
| 2. | ISSUED FOR SPA APPROVAL - 3rd SUBMISSION | 2022/6/24 | EK |
| 1. | ISSUED FOR SPA APPROVAL - 2ND SUBMISSION | 2022/6/20 | EK |
| NO. | | - | - |

REVISIONS

THIS DRAWING IS NOT TO BE SCALED AND THE DIMENSIONS SHOWN ARE THE ABSOLUTE MINIMUM AND MUST BE CHECKED ON SITE PRIOR TO COMMENCEMENT OF WORK. ANY DISCREPANCIES MUST BE REPORTED TO THE COMPANY.

DRAWING REVIEWED BY:

Terry Chiarelli 1992CS

NAME SIGNATURE TYPE

DRAWING REVIEWED BY:

HUNT DESIGN ASSOCIATES INC. 1992

HUNT
DESIGN ASSOCIATES INC.
www.huntdesign.ca
8966 Woodbine Ave, Markham, ON L3R 0J7
T 905.737.5133 F 905.737.7326 email: hda@huntdesign.ca

**CALIBER HOMES - 221025**
VAUGHAN, ONTARIO

**BLOCK 4**
LOTS 18-23

**BLOCK PLANS**

-

| Scale: | Drawn By: | Checked By: |
|---|---|---|
| 1/8"=1'-0" | NC | TD |
| File Number: 221025DT-BLOCK ELEVATIONS | | Page Number: 1 of 3 |

All drawings and files are related documents and designs are the copyright property of Hunt Design Associates (HDA). Reproduction of this property in whole or in part is strictly prohibited without HDA's written permission. HDA assumes no responsibility or liability for this property unless it bears the appropriate SEAL (number and qualification).

BLOCK NUMBER 4

DRAWING NUMBER: 221025DT-BLOCK ELEVATIONS
DRAWING NAME: 221025DT-BLOCK ELEVATIONS.dwg

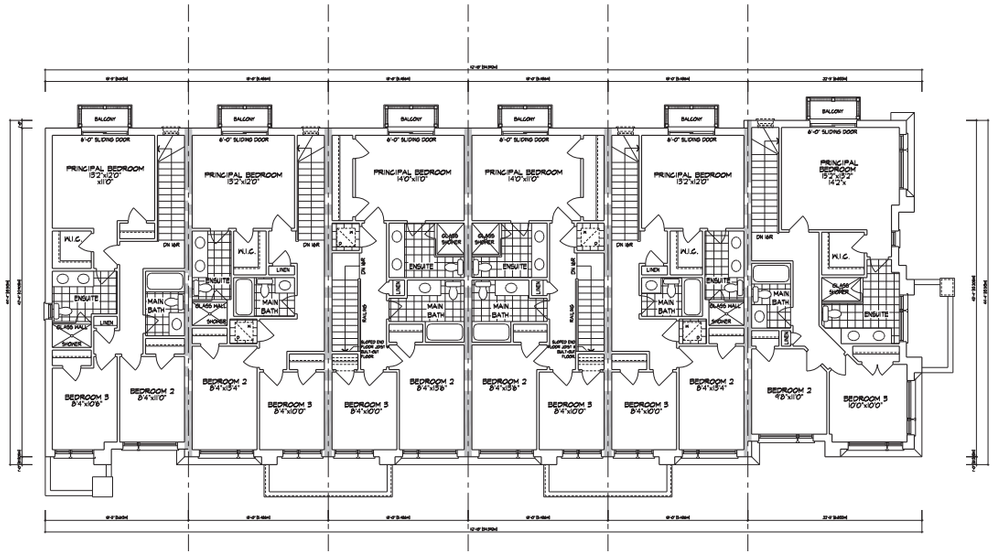


18 UNIT 1803 ELEV. 'B' | 19 UNIT 1802 (REV.) ELEV. 'B' | 20 UNIT 1801 ELEV. 'B' | 21 UNIT 1801 (REV.) ELEV. 'B' | 22 UNIT 1802 ELEV. 'B' | 23 UNIT 2002 (REV.) ELEV. 'B'

**FINISHED THIRD FLOOR PLAN, ELEVATION 'B' - BLOCK 4 (18' STREET TOWNS)**

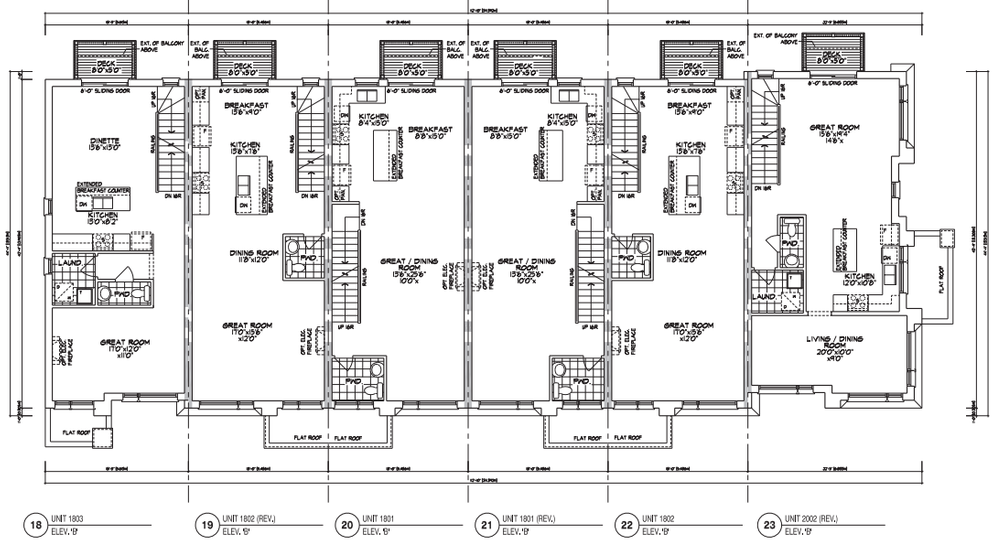


18 UNIT 1803 ELEV. 'B' | 19 UNIT 1802 (REV.) ELEV. 'B' | 20 UNIT 1801 ELEV. 'B' | 21 UNIT 1801 (REV.) ELEV. 'B' | 22 UNIT 1802 ELEV. 'B' | 23 UNIT 2002 (REV.) ELEV. 'B'

**FINISHED SECOND FLOOR PLAN, ELEVATION 'B' - BLOCK 4 (18' STREET TOWNS)**

It is the builder's complete responsibility to ensure that all plans submitted for approval fully comply with the Architectural Guidelines and all applicable regulations and requirements including zoning provisions and any provisions in the subdivision agreement. The Control Architect is not responsible in any way for examining or approving site (lotting) plans or working drawings with respect to any zoning or building code or permit matter or that any house can be properly built or located on its lot.

This is to certify that these plans comply with the applicable Architectural Design Guidelines approved by the City of VAUGHAN.

| NO. | | | |
|---|---|---|---|
| 5. | | - | - |
| 4. | | - | - |
| 3. | | - | - |
| 2. | ISSUED FOR SPA APPROVAL - 3rd SUBMISSION | 2022/6/24 | EK |
| 1. | ISSUED FOR SPA APPROVAL - 2ND SUBMISSION | 2022/6/20 | EK |
| NO. | - | - | - |

REVISIONS

THIS DRAWING MUST NOT BE SCALED. ALL DIMENSIONS AND ELEVATIONS MUST BE VERIFIED ON SITE BEFORE COMMENCEMENT OF WORK. ANY DISCREPANCIES MUST BE REPORTED TO THE COMPANY.

DRAWN BY: Fanny Chiang 1 DATE: 2022/05/18
CHECKED BY: TD
HUNT DESIGN ASSOCIATES INC. 1 DATE: 1990

HUNT DESIGN ASSOCIATES INC.
www.huntdesign.ca
8966 Woodbine Ave, Markham, ON L3R 0J7
T 905.737.5133 F 905.737.7326 email: hda@huntdesign.ca

**CALIBER HOMES - 221025**
VAUGHAN, ONTARIO

**BLOCK 4**
LOTS 18-23

**BLOCK PLANS**

-

| Scale: | Drawn By: | Checked By: |
|---|---|---|
| 1/8"=1'-0" | NC | TD |

Drawing No. 221025DT-BLOCK ELEVATIONS | Page Number 2 of 3

# BLOCK NUMBER 4

All drawings and illustrations related documents and designs are the copyright property of Hunt Design Associates (HDA). Reproduction of this property in whole or in part is strictly prohibited without HDA's written permission. HDA assumes no responsibility or liability for this property unless it bears the appropriate SEAL (number and/or full signature).

DRAWING PATH: C:\DESIGN\CLIENTS\CALIBER HOMES\221025 VAUGHAN\BLOCK 4\BLOCK 4 - 18' STREET TOWNS.dwg

| SPATIAL CALCULATION | | |
|---|---|---|
| PER GENERAL TABLE 9.10.12.1A | | |
| LEFT SIDE ELEVATION B | | |
| TOTAL GROSS WALL AREA | 142.00 | SQ. |
| EXIT AREA | 19.00 | SQ. |
| POSITION WALL AREA | 122.00 | SQ. |
| ALLOWABLE GLAZING | 37 | 30.5% |
| GLAZING CALCULATIONS | | |
| WINDOW / DOOR | FRAME TYPE | U.D. |
| 1 | DR | DE | 0.00 |
| 1 | DR | DE | 0.00 |
| 1 | DR | DE | 0.00 |
| 1 | DR | DE | 0.00 |
| 1 | DR | DE | 0.00 |
| 1 | DR | DE | 0.00 |
| 1 | DR | DE | 0.00 |
| 1 | DR | DE | 0.00 |
| 1 | ARCH | VIN | 0.00 |
| 1 | ARCH | VIN | 0.00 |
| 1 | ARCH | VIN | 0.00 |
| 1 | ARCH | VIN | 0.00 |
| TOTAL AREA OF OPENINGS | | 0.00 | 0.0% |
| MORE THAN ALLOWED | | FALSE | NO |
| ADJUSTMENTS | | | |
| GLAZED AREA CALCULATED IN FRAME | | | SQ. |
| ABOUT AROUND ENTIRE PERIMETER | | | |

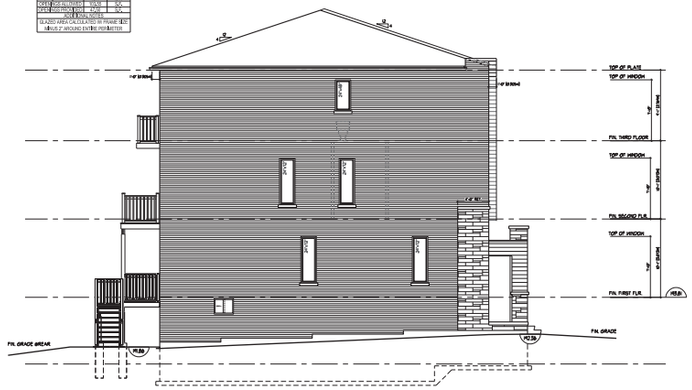


18 UNIT 1803
ELEV. 'B'

**LEFT SIDE ELEVATION 'B' - BLOCK 4 (18' STREET TOWNS)**

18 UNIT 1803
ELEV. 'B'

19 UNIT 1802 (REV.)
ELEV. 'B'

20 UNIT 1801
ELEV. 'B'

21 UNIT 1801 (REV.)
ELEV. 'B'

22 UNIT 1802
ELEV. 'B'

23 UNIT 2002 (REV.)
ELEV. 'B'

**FRONT ELEVATION 'B' - BLOCK 4 (18' STREET TOWNS)**

23 UNIT 2002 (REV.)
ELEV. 'B'

**RIGHT SIDE ELEVATION 'B' - BLOCK 4 (18' STREET TOWNS)**

23 UNIT 2002 (REV.)
ELEV. 'B'

22 UNIT 1802
ELEV. 'B'

21 UNIT 1801 (REV.)
ELEV. 'B'

20 UNIT 1801
ELEV. 'B'

19 UNIT 1802 (REV.)
ELEV. 'B'

18 UNIT 1803
ELEV. 'B'

**REAR ELEVATION 'B' - BLOCK 4 (18' STREET TOWNS)**

It is the builder's complete responsibility to ensure that all plans submitted for approval fully comply with the Architectural Guidelines and all applicable regulations and requirements including zoning provisions and any provisions in the subdivision agreement. The Control Architect is not responsible in any way for examining or approving site (lotting) plans or working drawings with respect to any zoning or building code or permit matter or that any house can be properly built or located on its lot.

This is to certify that these plans comply with the applicable Architectural Design Guidelines approved by the City of VAUGHAN.

| NO. | | | |
|---|---|---|---|
| 5. | | - | - |
| 4. | | - | - |
| 3. | | - | - |
| 2. | ISSUED FOR SPA APPROVAL - 3rd SUBMISSION | 2022/6/24 | EK |
| 1. | ISSUED FOR SPA APPROVAL - 2ND SUBMISSION | 2022/6/20 | EK |
| NO. | - | - | - |

REVISIONS

THE UNDERSIGNED HAS REVIEWED AND TAKES RESPONSIBILITY FOR THE DESIGN AND HAS THE QUALIFICATIONS AND THE PROPER RECOGNITION TO PERFORM THE REQUIRED DESIGN FOR THE COMPONENTS.

QUALIFICATION INFORMATION

Name (Signature) 102036
Date Signature 102
QUALIFICATION INFORMATION
HUNT DESIGN ASSOCIATES INC. 10000

HUNT DESIGN ASSOCIATES INC.
www.huntdesign.ca
8966 Woodbine Ave, Markham, ON L3R 0J7
T 905.737.5133 F 905.737.7326 email: hda@huntdesign.ca

**CALIBER HOMES - 221025**
VAUGHAN, ONTARIO

**BLOCK 4**
LOTS 18-23

**BLOCK ELEVATIONS**

-

| Scale | Drawn By | Checked By |
|---|---|---|
| 1/8"=1'-0" | NC | TD |
| Job Number | | Page Number |
| 221025DT-BLOCK ELEVATIONS | | 3 of 3 |

# BLOCK NUMBER 4

All drawings and Microline related documents and designs are the copyright property of Hunt Design Associates (HDA). Reproduction of this property in whole or in part is strictly prohibited without HDA's written permission. HDA assumes no responsibility or liability for this property unless it bears the appropriate SEAL (number and/or full signature).

C:\Users\HDA-PC\Desktop\221025 CALIBER HOMES - BLOCK 4 (18' TOWNS)\221025DT-BLOCK ELEVATIONS.dwg Layout: 3 - BLOCK ELEVATIONS - 1/8" Date: 2022/6/24 Time: 10:06:00 AM

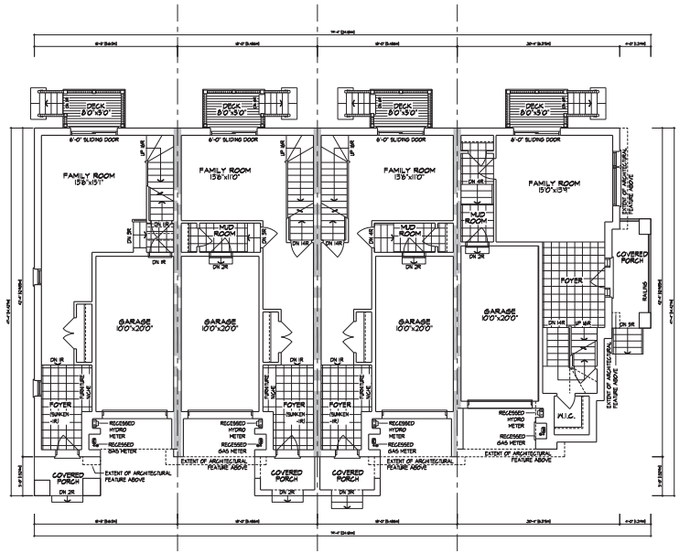


FINISHED FIRST FLOOR PLAN, ELEVATION 'B' - BLOCK 5 (18' STREET TOWNS)

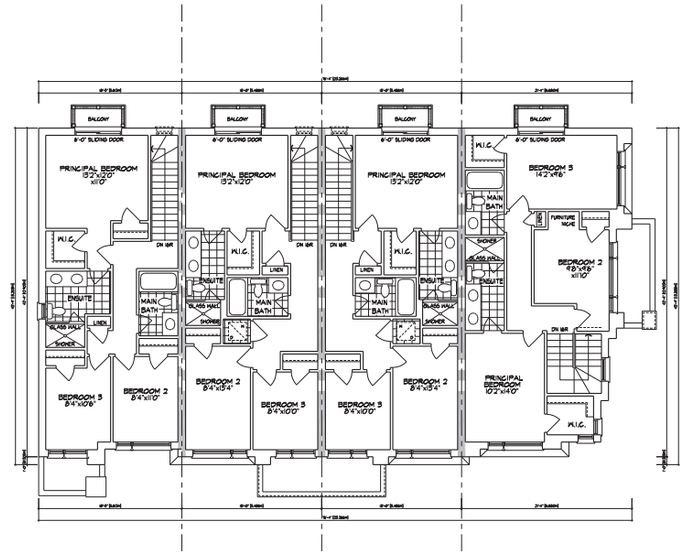


FINISHED THIRD FLOOR PLAN, ELEVATION 'B' - BLOCK 5 (18' STREET TOWNS)

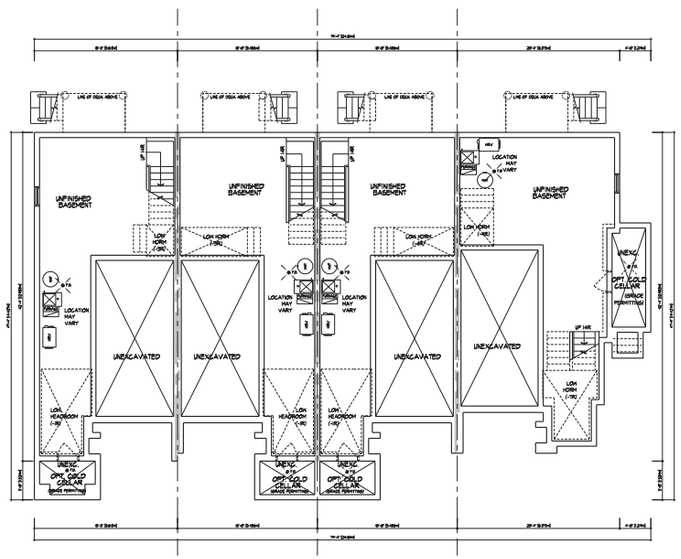


BASEMENT PLAN, ELEVATION 'B' - BLOCK 5 (18' STREET TOWNS)

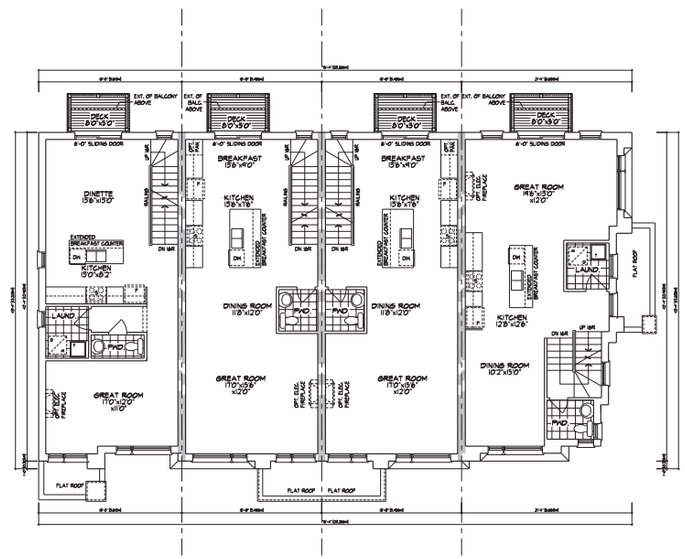


FINISHED SECOND FLOOR PLAN, ELEVATION 'B' - BLOCK 5 (18' STREET TOWNS)

It is the builder's complete responsibility to ensure that all plans submitted for approval fully comply with the Architectural Guidelines and all applicable regulations and requirements including zoning provisions and any provisions in the subdivision agreement. The Control Architect is not responsible in any way for examining or approving site (lotting) plans or working drawings with respect to any zoning or building code or permit matter or that any house can be properly built or located on its lot.

This is to certify that these plans comply with the applicable Architectural Design Guidelines approved by the City of VAUGHAN.

| NO. | | | |
|---|---|---|---|
| 5. | | - | - |
| 4. | | - | - |
| 3. | | - | - |
| 2. | ISSUED FOR SPA APPROVAL - 3rd SUBMISSION | 2022/6/24 | EK |
| 1. | ISSUED FOR SPA APPROVAL - 2ND SUBMISSION | 2022/6/20 | EK |
| NO. | - | - | - |

REVISIONS

THE CONTRACTOR SHALL VERIFY ALL DIMENSIONS AND REPORT ANY ERRORS OR OMISSIONS TO THE ARCHITECT BEFORE PROCEEDING WITH WORK. DO NOT SCALE THE DRAWING.

CONTROL ARCHITECT:
Harry Gleeson 1992GS
NAME SIGNATURE SEAL
CONTROL ARCHITECT FIRM:
HUNT DESIGN ASSOCIATES INC. 10993

HUNT DESIGN ASSOCIATES INC.
www.huntdesign.ca
8966 Woodbine Ave, Markham, ON L3R 0J7
T 905.737.5133 F 905.737.7326 email: hda@huntdesign.ca

**CALIBER HOMES - 221025**
VAUGHAN, ONTARIO

**BLOCK 5**
LOTS 24-27

**BLOCK PLANS**

-

| Scale | Drawn By | Checked By |
|---|---|---|
| 1/8"=1'-0" | NC | TD |
| Drawing No. | | Sheet Number |
| 221025DT-BLOCK ELEVATIONS | | 1 of 2 |

# BLOCK NUMBER 5

All drawings and titleblock related documents and designs are the copyright property of Hunt Design Associates (HDA). Reproduction of this property in whole or in part is strictly prohibited without HDA's written permission. HDA assumes no responsibility or liability for this property unless it bears the appropriate SEAL (number and/or full signature).

| SPATIAL CALCULATION | | | |
|---|---|---|---|
| PER SQ.FT. PARE 9.8.10.1.4 | | | |
| LEFT SIDE ELEVATION B | | | |
| EXPOSED WALL AREA | HEIGHT | WIDTH | |
| (NET) AREA | 31'0" | 24'0" | |
| PORTION WALL AREA | HEIGHT | WIDTH | |
| | 31'0" | 24'0" | |
| TOTAL WALL AREA | HEIGHT | WIDTH | |
| | 31'0" | 24'0" | |
| AREA CALCULATIONS | | | % |
| HEIGHT | WIDTH | QTY. | WINDOW / DOOR PANNEL SIZE (SQ.) |
| 3'0" | 3'0" | 1 | 9 (sq.) |
| 3'0" | 3'0" | 1 | 9 (sq.) |
| 3'0" | 5'0" | 1 | 15 (sq.) |
| 3'0" | 5'0" | 1 | 15 (sq.) |
| 3'0" | 5'0" | 1 | 15 (sq.) |
| 3'0" | 5'0" | 1 | 15 (sq.) |
| 3'0" | 5'0" | 1 | 15 (sq.) |
| 3'0" | 5'0" | 1 | 15 (sq.) |
| 3'0" | 5'0" | 1 | 15 (sq.) |
| 3'0" | 5'0" | 1 | 15 (sq.) |
| 3'0" | 5'0" | 1 | 15 (sq.) |
| 3'0" | 5'0" | 1 | 15 (sq.) |
| 3'0" | 5'0" | 1 | 15 (sq.) |
| 3'0" | 5'0" | 1 | 15 (sq.) |
| 3'0" | 5'0" | 1 | 15 (sq.) |
| 3'0" | 5'0" | 1 | 15 (sq.) |
| 3'0" | 5'0" | 1 | 15 (sq.) |
| 3'0" | 5'0" | 1 | 15 (sq.) |
| 3'0" | 5'0" | 1 | 15 (sq.) |
| 3'0" | 5'0" | 1 | 15 (sq.) |
| 3'0" | 5'0" | 1 | 15 (sq.) |
| TOTAL WINDOW AREA | | | 270 (sq.) |
| GRAND TOTAL | | | 270 (sq.) |
| AVERAGE | | | |
| GLAZED AREA CALCULATED IN PRAME SIZE | | | |
| RESULT AROUND ENTIRE PERIMETER | | | |

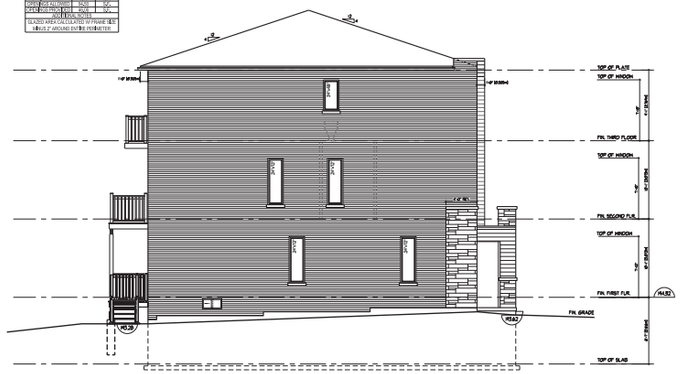


27 UNIT 1803
ELEV. 'B'

**LEFT SIDE ELEVATION 'B' - BLOCK 5 (18' STREET TOWNS)**

27 UNIT 1803
ELEV. 'B'

26 UNIT 1802 (REV.)
ELEV. 'B'

25 UNIT 1802
ELEV. 'B'

24 UNIT 1805 (REV.)
ELEV. 'B'

**FRONT ELEVATION 'B' - BLOCK 5 (18' STREET TOWNS)**

24 UNIT 1805 (REV.)
ELEV. 'B'

**RIGHT SIDE ELEVATION 'B' - BLOCK 5 (18' STREET TOWNS)**

24 UNIT 1805 (REV.)
ELEV. 'B'

25 UNIT 1802
ELEV. 'B'

26 UNIT 1802 (REV.)
ELEV. 'B'

27 UNIT 1803
ELEV. 'B'

**FRONT ELEVATION 'B' - BLOCK 5 (18' STREET TOWNS)**

It is the builder's complete responsibility to ensure that all plans submitted for approval fully comply with the Architectural Guidelines and all applicable regulations and requirements including zoning provisions and any provisions in the subdivision agreement. The Control Architect is not responsible in any way for examining or approving site (lotting) plans or working drawings with respect to any zoning or building code or permit matter or that any house can be properly built or located on its lot.

This is to certify that these plans comply with the applicable Architectural Design Guidelines approved by the City of VAUGHAN.

| NO. | | | |
|---|---|---|---|
| 5. | | - | - |
| 4. | | - | - |
| 3. | | - | - |
| 2. | ISSUED FOR SPA APPROVAL - 3rd SUBMISSION | 2022/4/24 | EK |
| 1. | ISSUED FOR SPA APPROVAL - 2ND SUBMISSION | 2022/2/25 | EK |
| NO. | - | - | - |

REVISIONS

All drawings and specifications indicated and hereinafter referred to as the "Drawings" shall remain the property of the Consultant and may be used by the Consultant for other projects at any time without notice or compensation.

Consultant(s) Name(s):
Terry Qiao(s) 19206
Date Signature Title
Hunt Design Associates Inc.
HUNT DESIGN ASSOCIATES INC. 19900


HUNT DESIGN ASSOCIATES INC.
www.huntdesign.ca
8966 Woodbine Ave, Markham, ON L3R 0J7
T 905.737.5133 F 905.737.7326 email: hda@huntdesign.ca


**CALIBER HOMES - 221025**
VAUGHAN, ONTARIO

**BLOCK 5**
LOTS 24-27

**BLOCK ELEVATIONS**

-

| Scale: | Drawn By: | Checked By: |
|---|---|---|
| 1/8"=1'-0" | NC | TQ |
| File Number: | | Page Number: |
| 221025DT-BLOCK ELEVATIONS | | 2 of 2 |

# BLOCK NUMBER 5


All drawings and specifications indicated and designs are the copyright property of Hunt Design Associates Inc(HDA). Reproduction of this property in whole or in part is strictly prohibited without HDA's written permission. HDA assumes no responsibility or liability for this property unless it bears the appropriate SEAL number and signature.

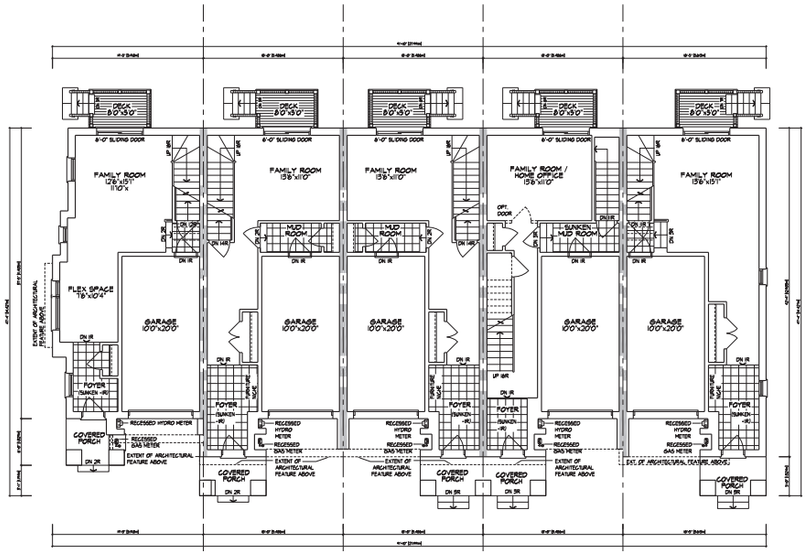


32 UNIT 1804 ELEV.'A' | 31 UNIT 1802 ELEV.'A' | 30 UNIT 1802 (REV.) ELEV.'A' | 29 UNIT 1801 ELEV.'A' | 28 UNIT 1803 (REV.) ELEV.'A'

FINISHED FIRST FLOOR PLAN, ELEVATION 'A' - BLOCK 6 (18' STREET TOWNS)

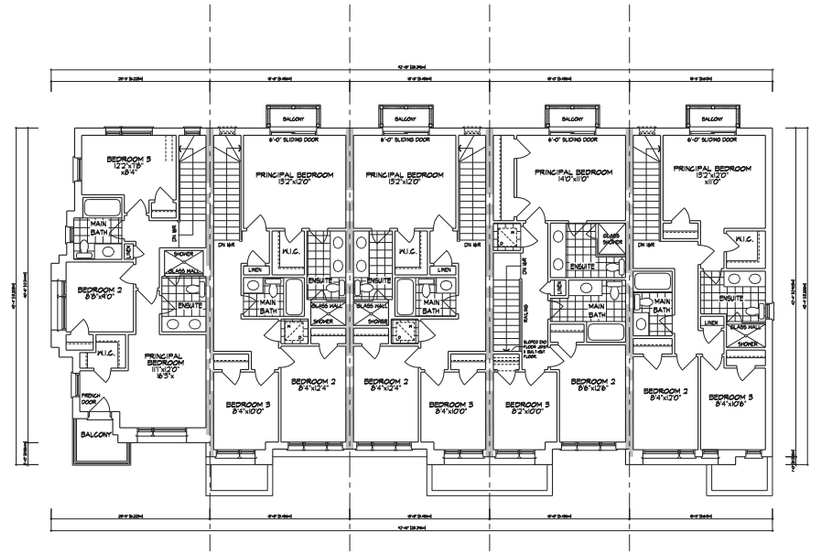


32 UNIT 1804 ELEV.'A' | 31 UNIT 1802 ELEV.'A' | 30 UNIT 1802 (REV.) ELEV.'A' | 29 UNIT 1801 ELEV.'A' | 28 UNIT 1803 (REV.) ELEV.'A'

FINISHED THIRD FLOOR PLAN, ELEVATION 'A' - BLOCK 6 (18' STREET TOWNS)

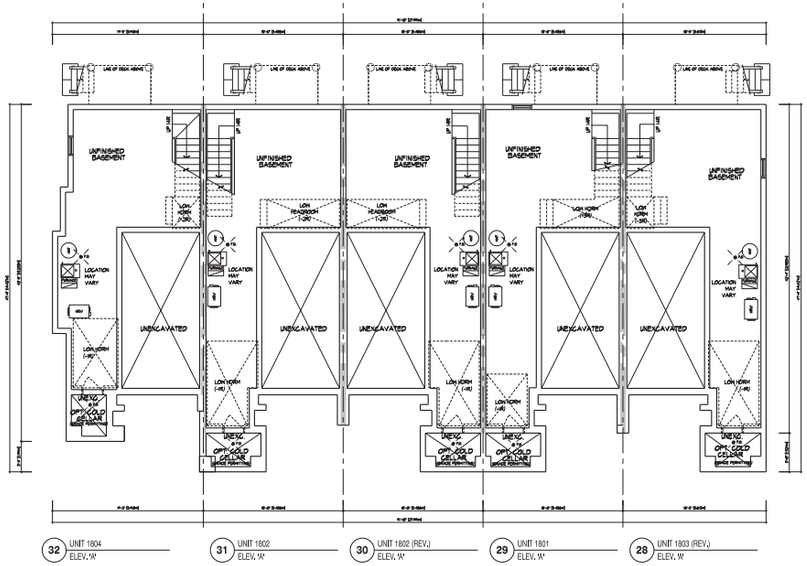


32 UNIT 1804 ELEV.'A' | 31 UNIT 1802 ELEV.'A' | 30 UNIT 1802 (REV.) ELEV.'A' | 29 UNIT 1801 ELEV.'A' | 28 UNIT 1803 (REV.) ELEV.'A'

BASEMENT PLAN, ELEVATION 'A' - BLOCK 6 (18' STREET TOWNS)

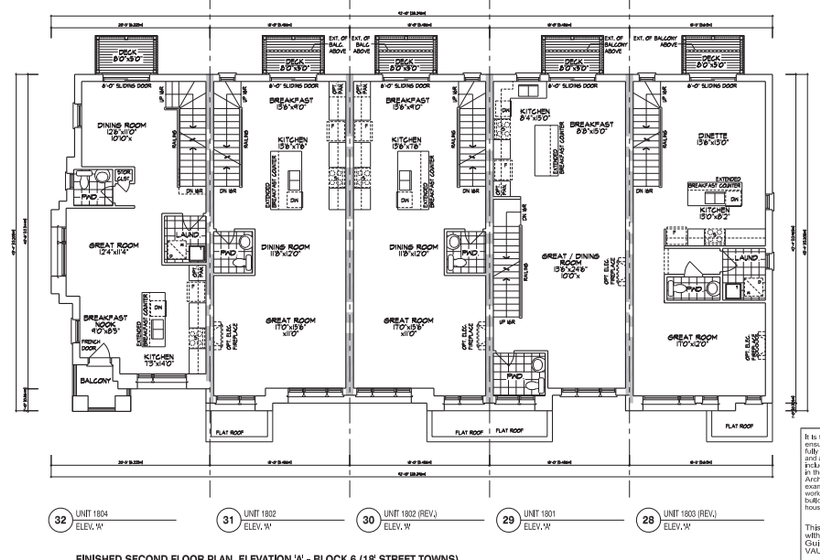


32 UNIT 1804 ELEV.'A' | 31 UNIT 1802 ELEV.'A' | 30 UNIT 1802 (REV.) ELEV.'A' | 29 UNIT 1801 ELEV.'A' | 28 UNIT 1803 (REV.) ELEV.'A'

FINISHED SECOND FLOOR PLAN, ELEVATION 'A' - BLOCK 6 (18' STREET TOWNS)

It is the builder's complete responsibility to ensure that all plans submitted for approval fully comply with the Architectural Guidelines and all applicable regulations and requirements including zoning provisions and any provisions in the subdivision agreement. The Control Architect is not responsible in any way for examining or approving site (lotting) plans or working drawings with respect to any zoning or building code or permit matter or that any house can be properly built or located on its lot.

This is to certify that these plans comply with the applicable Architectural Design Guidelines approved by the City of VAUGHAN.

| NO. | REVISION | BY | DATE |
|---|---|---|---|
| 5. | | - | - |
| 4. | | - | - |
| 3. | | - | - |
| 2. | ISSUED FOR SPA APPROVAL - 3rd SUBMISSION | EK | 2022/6/24 |
| 1. | ISSUED FOR SPA APPROVAL - 2ND SUBMISSION | EK | 2022/6/20 |
| NO. | - | - | - |

REVISIONS

THE CONTRACTOR SHALL VERIFY ALL DIMENSIONS AND REPORT ALL ERRORS AND OMISSIONS TO THE ARCHITECT BEFORE PROCEEDING WITH THE WORK. DRAWINGS NOT TO BE SCALED.

COPYRIGHT RESERVED

Terry Chipalo 1992GS
NAME SIGNATURE STAMP
REGISTERED ARCHITECT
HUNT DESIGN ASSOCIATES INC. 1992

HUNT DESIGN ASSOCIATES INC.
www.huntdesign.ca
8966 Woodbine Ave, Markham, ON L3R 0J7
T 905.737.5133 F 905.737.7326 email: hda@huntdesign.ca

**CALIBER HOMES - 221025**
VAUGHAN, ONTARIO

**BLOCK 6**
LOTS 28-32

**BLOCK PLANS**

-

| Scale | Drawn By | Checked By |
|---|---|---|
| 1/8"=1'-0" | NC | TD |

| Drawing | Page Number |
|---|---|
| 221025DT-BLOCK ELEVATIONS | 1 of 2 |

# BLOCK NUMBER 6

All drawings and illustrations, related documents and designs are the copyright property of Hunt Design Associates (HDA). Reproduction of this property in whole or in part is strictly prohibited without HDA's written permission. HDA assumes no responsibility or liability for this property unless it bears the appropriate SEAL (number and/or full of signature).

32 UNIT 1804
ELEV. 'A'

**LEFT SIDE ELEVATION 'A' - BLOCK 6 (18' STREET TOWNS)**

32 UNIT 1804
ELEV. 'A'

31 UNIT 1802
ELEV. 'A'

30 UNIT 1802 (REV.)
ELEV. 'A'

29 UNIT 1801
ELEV. 'A'

28 UNIT 1803 (REV.)
ELEV. 'A'

**FRONT ELEVATION 'A' - BLOCK 6 (18' STREET TOWNS)**

| SPATIAL CALCULATION | | | |
|---|---|---|---|
| PER OBC TABLE 9.10.13.8 | | | |
| RIGHT SIDE ELEVATION A | | | |
| EXPOSING BUILDING FACE AREA | HEIGHT | WIDTH | SQ. |
| | 8.0 | 18.0 | 144 |
| PORTION WALL AREA | HEIGHT | WIDTH | SQ. |
| | 8.0 | 18.0 | 144 |
| % OF FACE AREA | | | 100 % |
| MAX. % OF FACE AREA | | | |
| WINDOW SIZE | | | WINDOW / DOOR FRAME SIZE (L.S.) |
| 1 | 10' | 8' | 80 |
| 1 | 10' | 8' | 80 |
| 1 | 10' | 8' | 80 

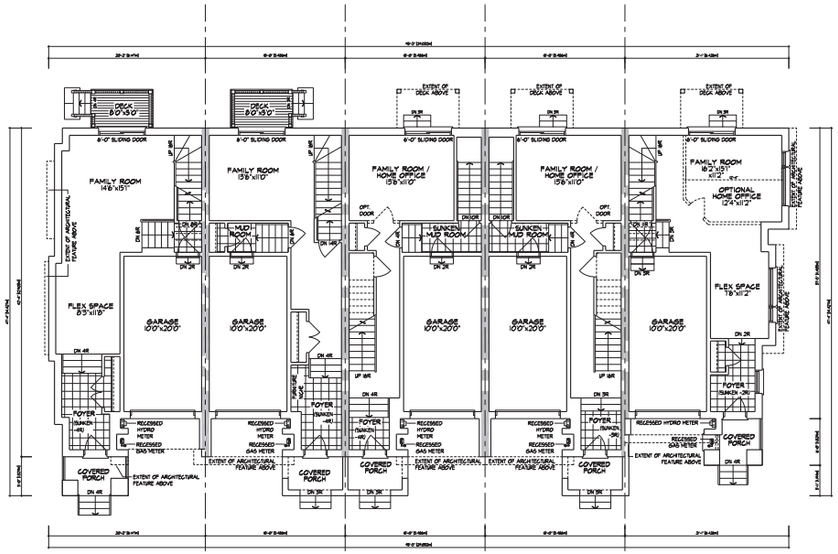


FINISHED FIRST FLOOR PLAN, ELEVATION 'B' - BLOCK 7 (18' STREET TOWNS)

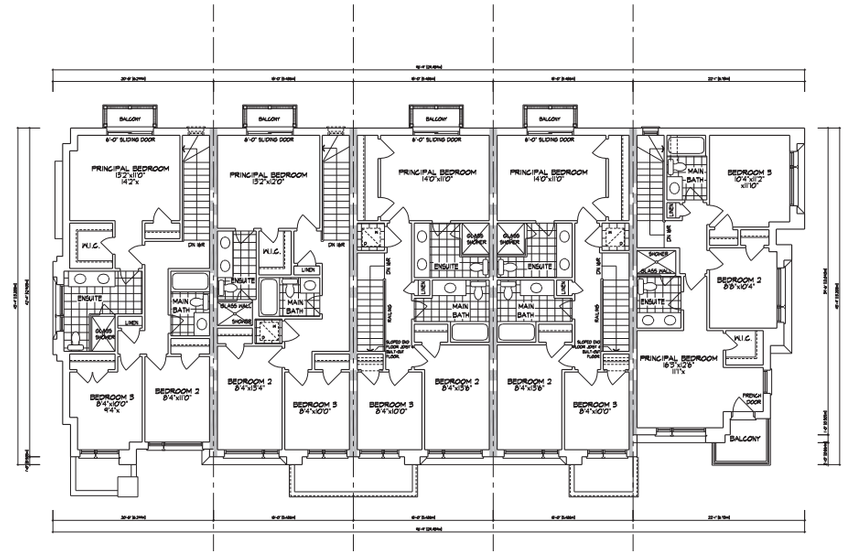


FINISHED THIRD FLOOR PLAN, ELEVATION 'B' - BLOCK 7 (18' STREET TOWNS)

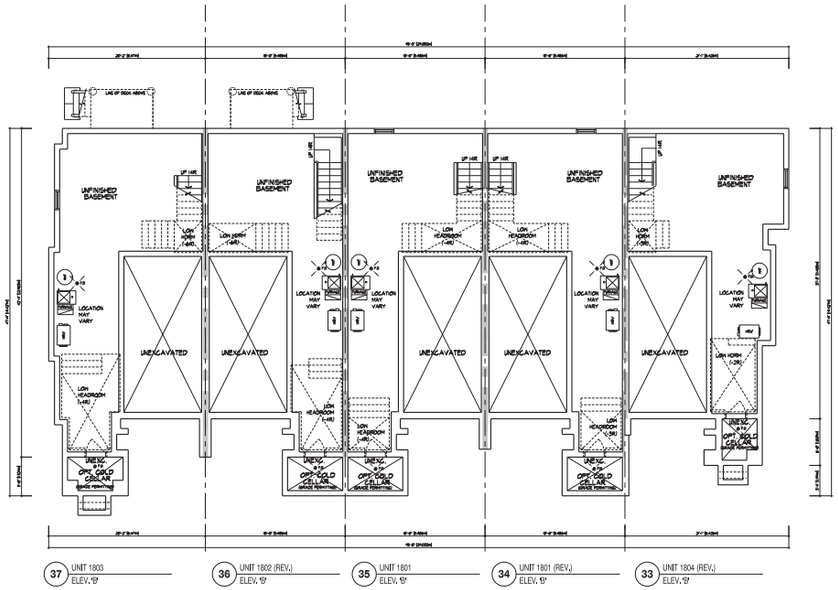


BASEMENT PLAN, ELEVATION 'B' - BLOCK 7 (18' STREET TOWNS)

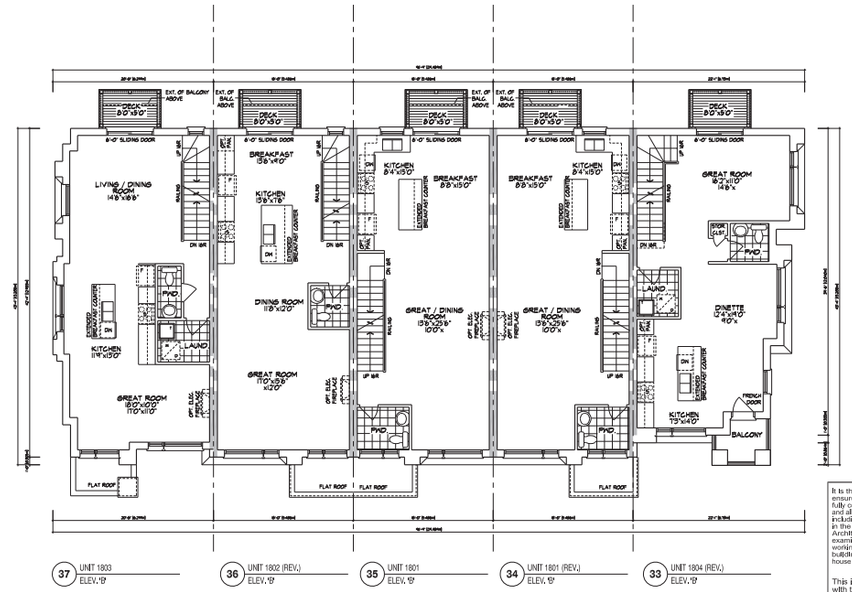


FINISHED SECOND FLOOR PLAN, ELEVATION 'B' - BLOCK 7 (18' STREET TOWNS)

It is the builder's complete responsibility to ensure that all plans submitted for approval fully comply with the Architectural Guidelines and all applicable regulations and requirements including zoning provisions and any provisions in the subdivision agreement. The Control Architect is not responsible in any way for examining or approving site (lotting) plans or working drawings with respect to any zoning or building code or permit matter or that any house can be properly built or located on its lot.

This is to certify that these plans comply with the applicable Architectural Design Guidelines approved by the City of VAUGHAN.

| NO. | | | |
|---|---|---|---|
| 5. | | - | - |
| 4. | | - | - |
| 3. | | - | - |
| 2. | ISSUED FOR SPA APPROVAL - 3rd SUBMISSION | 2022/6/24 | EK |
| 1. | ISSUED FOR SPA APPROVAL - 2ND SUBMISSION | 2022/5/25 | EK |
| NO. | - | - | - |

REVISIONS

THE CONTRACTOR SHALL VERIFY ALL DIMENSIONS AND REPORT ANY ERRORS OR OMISSIONS TO THE DESIGNER BEFORE PROCEEDING WITH THE WORK. DRAWINGS NOT TO BE SCALED. DRAWINGS MUST BE READ IN CONJUNCTION WITH ALL CONTRACT DOCUMENTS.

COPYRIGHT RESERVED

Terry Chipalo 1992/05
NAME SIGNATURE DATE

REGISTERED ARCHITECT

HUNT DESIGN ASSOCIATES INC. 1990

HUNT DESIGN ASSOCIATES INC.
www.huntdesign.ca
8966 Woodbine Ave, Markham, ON L3R 0J7
T 905.737.5133 F 905.737.7326 email: hda@huntdesign.ca

**CALIBER HOMES - 221025**
VAUGHAN, ONTARIO

**BLOCK 7**
LOTS 33-37

**BLOCK PLANS**

-

| Scale | Drawn by | Checked by |
|---|---|---|
| 1/8"=1'-0" | NC | TD |

| Drawing | Page Number |
|---|---|
| 221025DT-BLOCK ELEVATIONS | 1 of 2 |

# BLOCK NUMBER 7

All drawings and illustrations, related documents and designs are the copyright property of Hunt Design Associates (HDA). Reproduction of this property in whole or in part is strictly prohibited without HDA's written permission. HDA assumes no responsibility or liability for this property unless it bears the appropriate SEAL (number and/or full of signature).

| SPATIAL CALCULATION PER GBJ, NBS & OJVSM | | |
|---|---|---|
| LEFT SIDE ELEVATION B | | |
| EXPOSED WALL AREA | 432.00 | SQ. FT. |
| FACE AREA | 192.00 | SQ. FT. |
| PORTION WALL AREA | 432.00 | SQ. FT. |
| 44.44 % | 44.44 | % |

| AREA CALCULATIONS | | | | |
|---|---|---|---|---|
| WIDTH (FT) | HEIGHT (FT) | AREA (SQ. FT.) | | WINDOW / DOOR FRAME SIZE (S.Z.) |
| 1 | 3' | 3' | 3.00 | 2x3 |
| 1 | 3' | 3' | 3.00 | 2x3 |
| 1 | 6' | 6' | 6.00 | 2x6 |
| 1 | 6' | 6' | 6.00 | 2x6 |
| 1 | 6' | 6' | 6.00 | 2x6 |
| 1 | 6' | 6' | 6.00 | 2x6 |
| 1 | 6' | 6' | 6.00 | 2x6 |
| 1 | 6' | 6' | 6.00 | 2x6 |
| 1 | ARCH | VVE | 2.00 | 2x2 |
| 1 | ARCH | VVE | 2.00 | 2x2 |
| 1 | ARCH | VVE | 2.00 | 2x2 |
| TOTAL WINDOW AREA | | | 39.00 | SQ. FT. |
| GROSS WALL AREA | | | 87.00 | SQ. FT. |
| 44.83 % | | | 44.83 | % |
| GLAZED AREA CALCULATED IN FRAME SIZE | | | | |
| MINUS 2" AROUND ENTIRE PERIMETER | | | | |

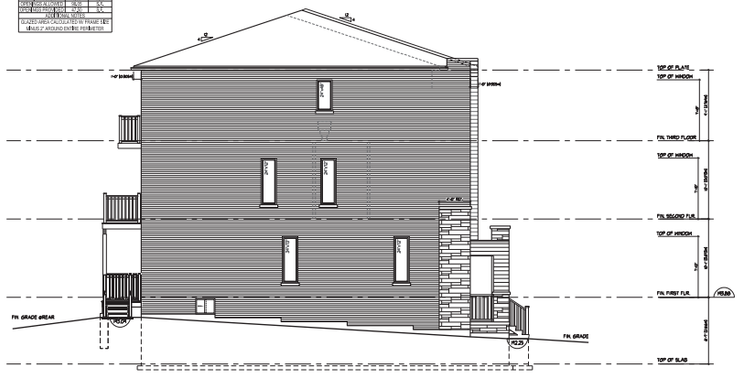


37 UNIT 1803
ELEV. 'B'

LEFT SIDE ELEVATION 'B' - BLOCK 7 (18' STREET TOWNS)

37 UNIT 1803
ELEV. 'B'

36 UNIT 1802 (REV.)
ELEV. 'B'

35 UNIT 1801
ELEV. 'B'

34 UNIT 1801 (REV.)
ELEV. 'B'

33 UNIT 1804 (REV.)
ELEV. 'B'

FRONT ELEVATION 'B' - BLOCK 7 (18' STREET TOWNS)

33 UNIT 1804 (REV.)
ELEV. 'B'

RIGHT SIDE ELEVATION 'B' - BLOCK 7 (18' STREET TOWNS)

33 UNIT 1804 (REV.)
ELEV. 'B'

34 UNIT 1801 (REV.)
ELEV. 'B'

35 UNIT 1801
ELEV. 'B'

36 UNIT 1802 (REV.)
ELEV. 'B'

37 UNIT 1803
ELEV. 'B'

REAR ELEVATION 'B' - BLOCK 7 (18' STREET TOWNS)

It is the builder's complete responsibility to ensure that all plans submitted for approval fully comply with the Architectural Guidelines and all applicable regulations and requirements including zoning provisions and any provisions in the subdivision agreement. The Control Architect is not responsible in any way for examining or approving site (lotting) plans or working drawings with respect to any zoning or building code or permit matter or that any house can be properly built or located on its lot.

This is to certify that these plans comply with the applicable Architectural Design Guidelines approved by the City of VAUGHAN.

| NO. | REVISION | BY | CHK'D |
|---|---|---|---|
| 5. | | - | - |
| 4. | | - | - |
| 3. | | - | - |
| 2. | ISSUED FOR SPA APPROVAL - 3rd SUBMISSION | 2022/6/24 | EK |
| 1. | ISSUED FOR SPA APPROVAL - 2ND SUBMISSION | 2022/6/20 | EK |
| NO. | - | - | - |

REVISIONS


All drawings and illustrations contained on this sheet are the property of HUNT DESIGN ASSOCIATES INC. and are not to be used, in whole or in part, without the express written permission of the designer, HUNT DESIGN ASSOCIATES INC.


Name of Drawer: TODD
Date: 2022/06/20
Checked by:
HUNT DESIGN ASSOCIATES INC. TODD


HUNT DESIGN ASSOCIATES INC.
www.huntdesign.ca
8966 Woodbine Ave, Markham, ON L3R 0J7
T 905.737.5133 F 905.737.7326 email: hda@huntdesign.ca


**CALIBER HOMES - 221025**
VAUGHAN, ONTARIO

**BLOCK 7**
LOTS 33-37

**BLOCK ELEVATIONS**

-

| Scale: | Drawn By: | Checked By: |
|---|---|---|
| 1/8"=1'-0" | NC | TD |

| Job Number: | Page Number: |
|---|---|
| 221025DT-BLOCK ELEVATIONS | 2 of 2 |

# BLOCK NUMBER 7


All drawings and illustrations contained on this sheet are the property of HUNT DESIGN ASSOCIATES INC. Reproduction of this property in whole or in part is strictly prohibited without HUNT DESIGN ASSOCIATES INC. written permission. HUNT DESIGN ASSOCIATES INC. assumes no responsibility or liability for this property unless it bears the appropriate SEAL (number and/or full signature).

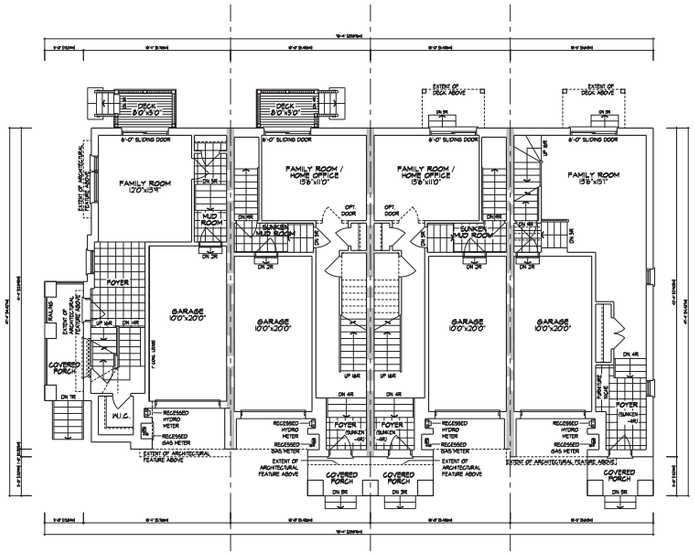


FINISHED FIRST FLOOR PLAN, ELEVATION 'A' - BLOCK 8 (18' STREET TOWNS)

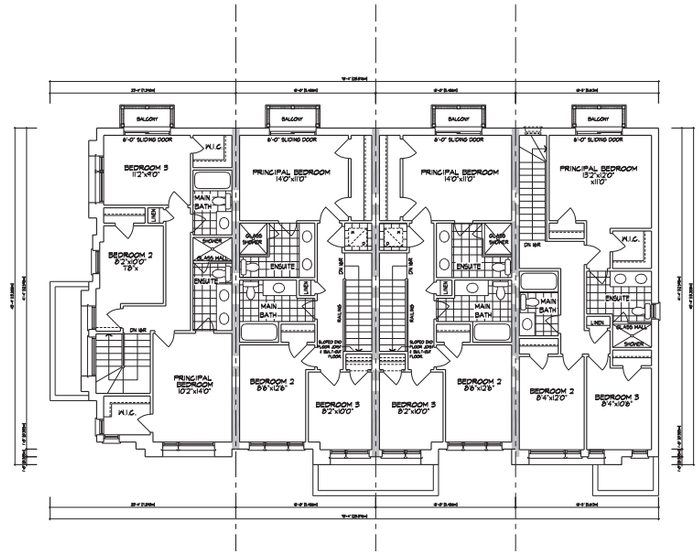


FINISHED THIRD FLOOR PLAN, ELEVATION 'A' - BLOCK 8 (18' STREET TOWNS)

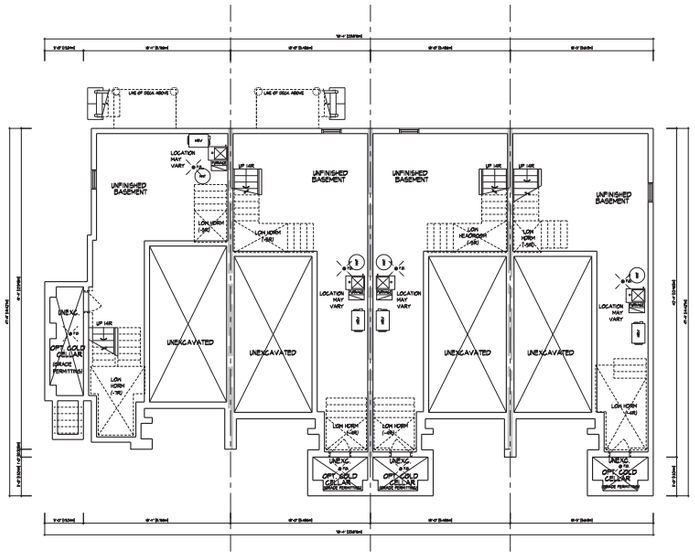


BASEMENT PLAN, ELEVATION 'A' - BLOCK 8 (18' STREET TOWNS)

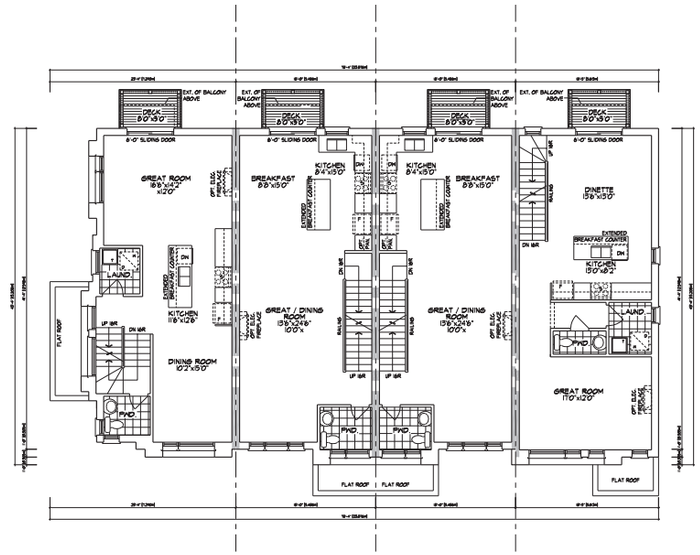


FINISHED SECOND FLOOR PLAN, ELEVATION 'A' - BLOCK 8 (18' STREET TOWNS)

It is the builder's complete responsibility to ensure that all plans submitted for approval fully comply with the Architectural Guidelines and all applicable regulations and requirements including zoning provisions and any provisions in the subdivision agreement. The Control Architect is not responsible in any way for examining or approving site (lotting) plans or working drawings with respect to any zoning or building code or permit matter or that any house can be properly built or located on its lot.

This is to certify that these plans comply with the applicable Architectural Design Guidelines approved by the City of VAUGHAN.

| NO. | REVISIONS | | |
|---|---|---|---|
| 5. | | - | - |
| 4. | | - | - |
| 3. | | - | - |
| 2. | ISSUED FOR SPA APPROVAL - 3rd SUBMISSION | 2022/6/24 | EK |
| 1. | ISSUED FOR SPA APPROVAL - 2ND SUBMISSION | 2022/5/25 | EK |
| NO. | - | - | - |

REVISIONS

All drawings and documents related and design are the copyright property of Hunt Design Associates (HDA). Reproduction of this property in whole or in part is strictly prohibited without HDA's written permission. HDA assumes no responsibility or liability for this property unless it bears the appropriate SEAL number and signature.

Tony Ciarelli 12/05/22
DATE SIGNATURE
HUNT DESIGN ASSOCIATES INC. 10900

HUNT DESIGN ASSOCIATES INC.
www.huntdesign.ca
8966 Woodbine Ave, Markham, ON L3R 0J7
T 905.737.5133 F 905.737.7326 email: hda@huntdesign.ca

**CALIBER HOMES - 221025**
VAUGHAN, ONTARIO

**BLOCK 8**
LOTS 38-41

**BLOCK PLANS**

-

| Scale | Drawn By | Checked By |
|---|---|---|
| 1/8"=1'-0" | NC | TD |

| Job Number | Page Number |
|---|---|
| 221025DT-BLOCK ELEVATIONS | 1 of 2 |

# BLOCK NUMBER 8

41 UNIT 1805
ELEV. 'A'

**LEFT SIDE ELEVATION 'A' - BLOCK 8 (18' STREET TOWNS)**

41 UNIT 1805
ELEV. 'A'

40 UNIT 1801 (REV.)
ELEV. 'A'

39 UNIT 1801
ELEV. 'A'

38 UNIT 1803 (REV.)
ELEV. 'A'

**FRONT ELEVATION 'A' - BLOCK 8 (18' STREET TOWNS)**

| SPATIAL CALCULATION | | | |
|---|---|---|---|
| PER O.B.C. TABLE 9.7.5.TR4 | | | |
| RIGHT SIDE ELEVATION A | | | |
| EXPOSING BUILDING FACE AREA | | 1 FACE | SQ. |
| | | 1 FACE | SQ. |
| PORTION WALL AREA | | 1 FACE | SQ. |
| | | 1 FACE | SQ. |
| W.E.R. FOR WINDOW | | 1 | % |
| MAX. % OPENINGS | | | |
| FACE | WALL | W.E.R. | WINDOW / DOOR FRAME SIZE (SQ.) |
| 1 | 0' | 0' | |
| 1 | 0' | 0' | SQ. |
| 1 | 0' | 0' | SQ. |
| 1 | 0' | 0' | SQ. |
| 1 | 0' | 0' | SQ. |
| 1 | 0' | 0' | SQ. |
| 1 | 0' | 0' | SQ. |
| 1 | 0' | 0' | SQ. |
| 1 | 0' | 0' | SQ. |
| 1 | ARCH | 0% | SQ. |
| 1 | ARCH | 0% | SQ. |
| 1 | ARCH | 0% | SQ. |
| 1 | ARCH | 0% | SQ. |
| TOTAL OPENINGS | | 0% | SQ. |
| MAX. OPENINGS | | 0% | SQ. |
| EXCEPTIONS: | | | |
| EXCEPTIONS: | | | |
| EXCEPTIONS: | | |

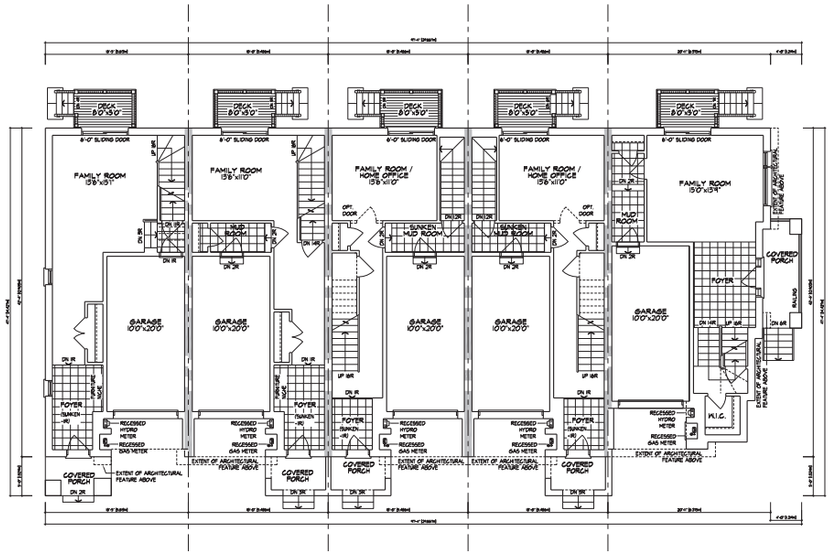


FINISHED FIRST FLOOR PLAN, ELEVATION 'B' - BLOCK 9 (18' STREET TOWNS)

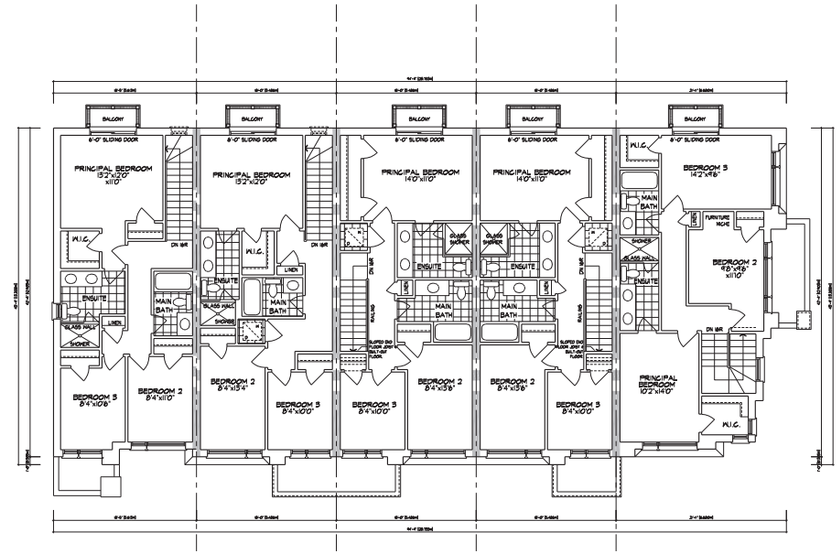


FINISHED THIRD FLOOR PLAN, ELEVATION 'B' - BLOCK 9 (18' STREET TOWNS)

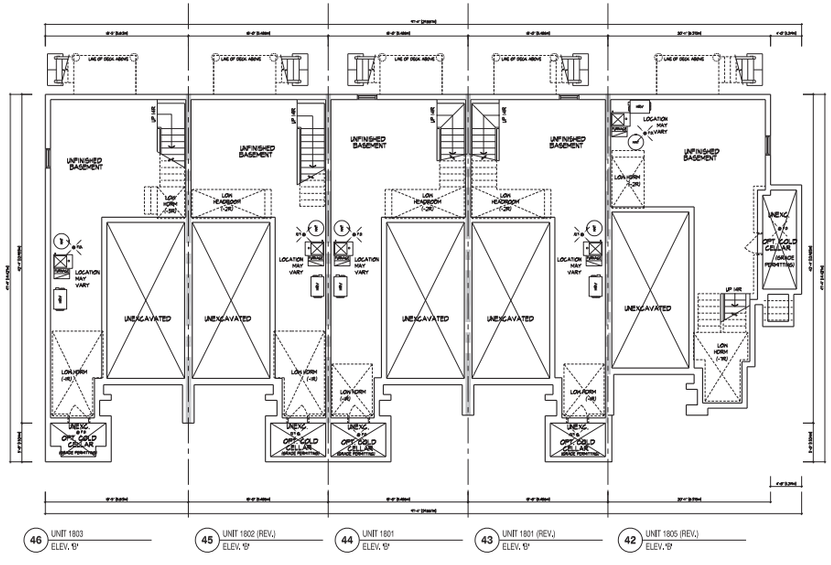


BASEMENT PLAN, ELEVATION 'B' - BLOCK 9 (18' STREET TOWNS)

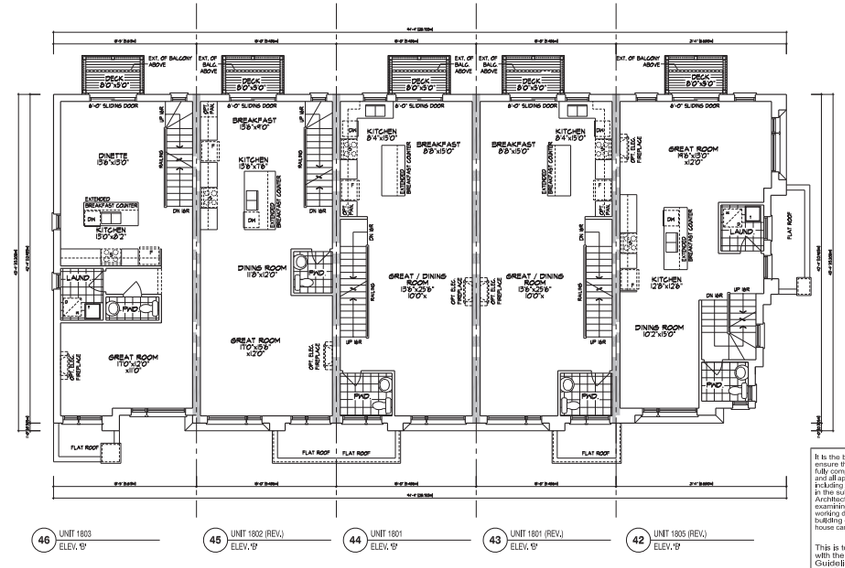


FINISHED SECOND FLOOR PLAN, ELEVATION 'B' - BLOCK 9 (18' STREET TOWNS)

It is the builder's complete responsibility to ensure that all plans submitted for approval fully comply with the Architectural Guidelines and all applicable regulations and requirements including zoning provisions and any provisions in the subdivision agreement. The Control Architect is not responsible in any way for examining or approving site (lotting) plans or working drawings with respect to any zoning or building code or permit matter or that any house can be properly built or located on its lot.

This is to certify that these plans comply with the applicable Architectural Design Guidelines approved by the City of VAUGHAN.

| NO. | REVISIONS | DATE | BY |
|---|---|---|---|
| 5. | | - | - |
| 4. | | - | - |
| 3. | | - | - |
| 2. | ISSUED FOR SPA APPROVAL - 3rd SUBMISSION | 2022/4/24 | EK |
| 1. | ISSUED FOR SPA APPROVAL - 2ND SUBMISSION | 2022/2/25 | EK |

Terry Cipolli 1995
HUNT DESIGN ASSOCIATES INC. 1995

HUNT DESIGN ASSOCIATES INC.
www.huntdesign.ca
8966 Woodbine Ave, Markham, ON L3R 0J7
T 905.737.5133 F 905.737.7326 email: hda@huntdesign.ca

**CALIBER HOMES - 221025**
VAUGHAN, ONTARIO

**BLOCK 9**
LOTS 42-46

**BLOCK PLANS**

-

| Scale | Drawn by | Checked by |
|---|---|---|
| 1/8"=1'-0" | NC | TD |

| Job Number | Sheet Number |
|---|---|
| 221025DT-BLOCK ELEVATIONS | 1 of 3 |

# BLOCK NUMBER 9

All drawings and titled/numbered documents and designs are the copyright property of Hunt Design Associates (HDA). Reproduction of this property in whole or in part is strictly prohibited without HDA's written permission. HDA assumes no responsibility or liability for title property unless it bears the appropriate SEAL (number and/or full of signature).

| SPATIAL CALCULATION | | | |
|---|---|---|---|
| PER GBLL-TABLE 9.31.5.4 | | | |
| LEFT SIDE ELEVATION B | | | |
| EXPOSED WALL AREA | 1,000.00 | SQ.FT. | |
| GARD AREA | 0.00 | SQ.FT. | |
| PORTION WALL AREA | 1,000.00 | SQ.FT. | |
| ALLOWED GLAZING | 20.00% | | |
| AREA AVAILABLE | 200.00 | SQ.FT. | |
| | | | % |
| WIDTH | HEIGHT | QTY. | WINDOW / DOOR FRAME SIZE (SQ.F.) |
| 2'-0" | 3'-0" | 1 | 6.00 |
| 2'-0" | 3'-0" | 1 | 6.00 |
| 2'-0" | 3'-0" | 1 | 6.00 |
| 2'-0" | 3'-0" | 1 | 6.00 |
| 2'-0" | 3'-0" | 1 | 6.00 |
| 2'-0" | 3'-0" | 1 | 6.00 |
| 2'-0" | 3'-0" | 1 | 6.00 |
| 2'-0" | 3'-0" | 1 | 6.00 |
| 2'-0" | 3'-0" | 1 | 6.00 |
| 2'-0" | 3'-0" | 1 | 6.00 |
| 3'-0" | 7'-0" | 1 | 21.00 |
| 3'-0" | 7'-0" | 1 | 21.00 |
| 3'-0" | 7'-0" | 1 | 21

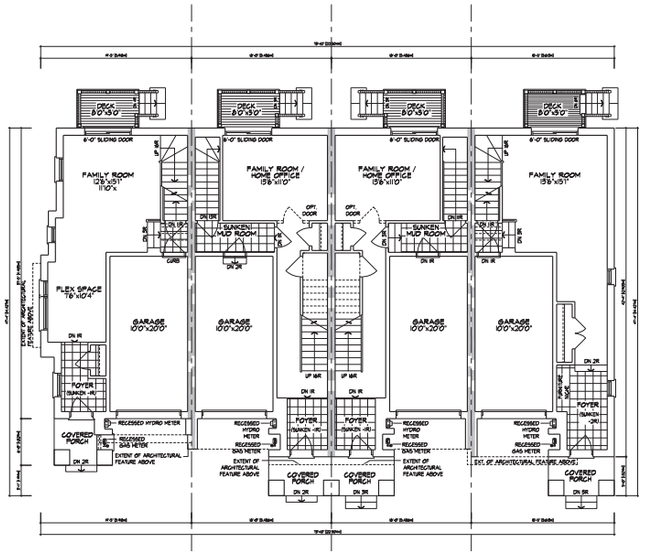


50 UNIT 1804 ELEV. 'A' | 49 UNIT 1801 (REV.) ELEV. 'A' | 48 UNIT 1801 ELEV. 'A' | 47 UNIT 1803 (REV.) ELEV. 'A'

**FINISHED FIRST FLOOR PLAN, ELEVATION 'A' - BLOCK 10 (18' STREET TOWNS)**

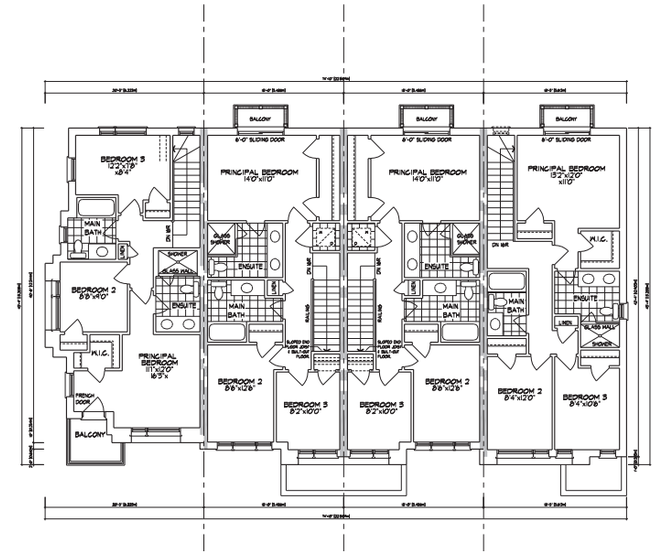


50 UNIT 1804 ELEV. 'W' | 49 UNIT 1801 (REV.) ELEV. 'W' | 48 UNIT 1801 ELEV. 'W' | 47 UNIT 1803 (REV.) ELEV. 'W'

**FINISHED THIRD FLOOR PLAN, ELEVATION 'A' - BLOCK 10 (18' STREET TOWNS)**

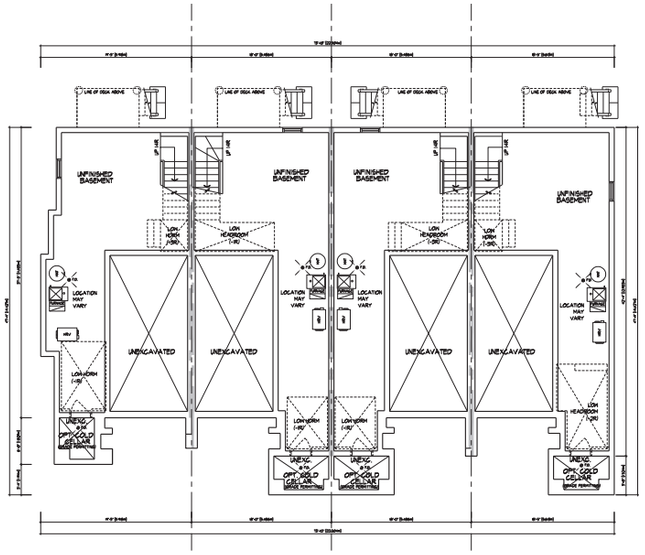


50 UNIT 1804 ELEV. 'A' | 49 UNIT 1801 (REV.) ELEV. 'A' | 48 UNIT 1801 ELEV. 'A' | 47 UNIT 1803 (REV.) ELEV. 'A'

**BASEMENT PLAN, ELEVATION 'A' - BLOCK 10 (18' STREET TOWNS)**

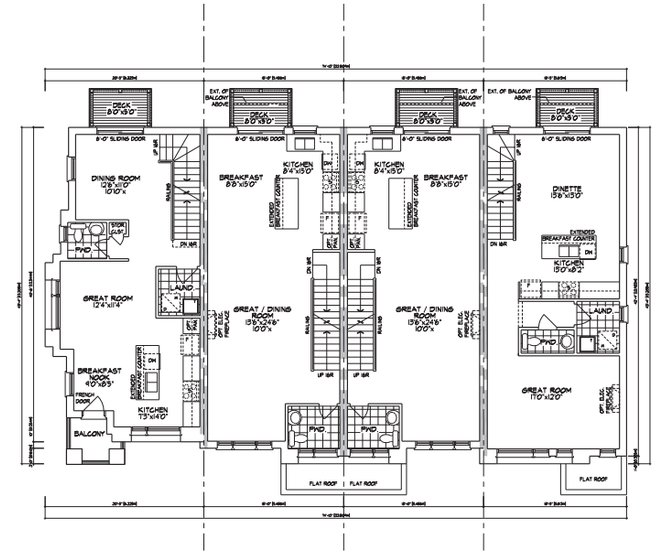


50 UNIT 1804 ELEV. 'W' | 49 UNIT 1801 (REV.) ELEV. 'W' | 48 UNIT 1801 ELEV. 'W' | 47 UNIT 1803 (REV.) ELEV. 'W'

**FINISHED SECOND FLOOR PLAN, ELEVATION 'A' - BLOCK 10 (18' STREET TOWNS)**

It is the builder's complete responsibility to ensure that all plans submitted for approval fully comply with the Architectural Guidelines and all applicable regulations and requirements including zoning provisions and any provisions in the subdivision agreement. The Control Architect is not responsible in any way for examining or approving site (lotting) plans or working drawings with respect to any zoning or building code or permit matter or that any house can be properly built or located on its lot.

This is to certify that these plans comply with the applicable Architectural Design Guidelines approved by the City of VAUGHAN.

| NO. | REVISIONS | | |
|---|---|---|---|
| 5. | | - | - |
| 4. | | - | - |
| 3. | | - | - |
| 2. | ISSUED FOR SPA APPROVAL - 3rd SUBMISSION | 2022/6/24 | EK |
| 1. | ISSUED FOR SPA APPROVAL - 2ND SUBMISSION | 2022/5/25 | EK |
| NO. | - | - | - |

REVISIONS

All drawings and documents related and designs are the copyright property of Hunt Design Associates (HDA). Reproduction of this property in whole or in part is strictly prohibited without HDA's written permission. HDA assumes no responsibility or liability for this property unless it bears the appropriate SEAL number and signature.

Name (Signature) 1905JS
Date 1905
Name (Print and Initials)
HUNT DESIGN ASSOCIATES INC. 1905

HUNT DESIGN ASSOCIATES INC.
www.huntdesign.ca
8966 Woodbine Ave, Markham, ON L3R 0J7
T 905.737.5133 F 905.737.7326 email: hda@huntdesign.ca

**CALIBER HOMES - 221025**
VAUGHAN, ONTARIO

**BLOCK 10**
LOTS 47-50

**BLOCK PLANS**

-

| Scale | Drawn By | Checked By |
|---|---|---|
| 1/8"=1'-0" | NC | TD |
| Job Number | | Page Number |
| 221025DT-BLOCK ELEVATIONS | | 1 of 2 |

# BLOCK NUMBER 10

50 UNIT 1804
ELEV. 'A'

LEFT SIDE ELEVATION 'A' - BLOCK 10 (18' STREET TOWNS)

50 UNIT 1804
ELEV. 'W'

49 UNIT 1801 (REV.)
ELEV. 'W'

48 UNIT 1801
ELEV. 'W'

47 UNIT 1803 (REV.)
ELEV. 'W'

FRONT ELEVATION 'A' - BLOCK 10 (18' STREET TOWNS)

| SPATIAL CALCULATION | | | |
|---|---|---|---|
| PER SBAD, TABLE 9.7.5.7.A | | | |
| RIGHT SIDE ELEVATION A | | | |
| EXPOSED WALL SURFACE AREA | 115.8 SF | | 10.7 |
| DOOR AREA | 18.0 SF | | 1.7 |
| PORTION WALL AREA | 97.8 SF | | 9.0 |
| WALL SURFACE AREA | 97.8 SF | | 9.0 |
| WINDOW AREA SUMMARY | | | |
| # | W | H | WINDOW DOOR FRAME SIZE (S.F.) |
| 1 | 30" | 54" | 9.75 |
| 1 | 30" | 54" | 9.75 |
| 1 | 24" | 54" | 8.25 |
| 1 | 24" | 54" | 8.25 |
| 1 | 24" | 54" | 8.25

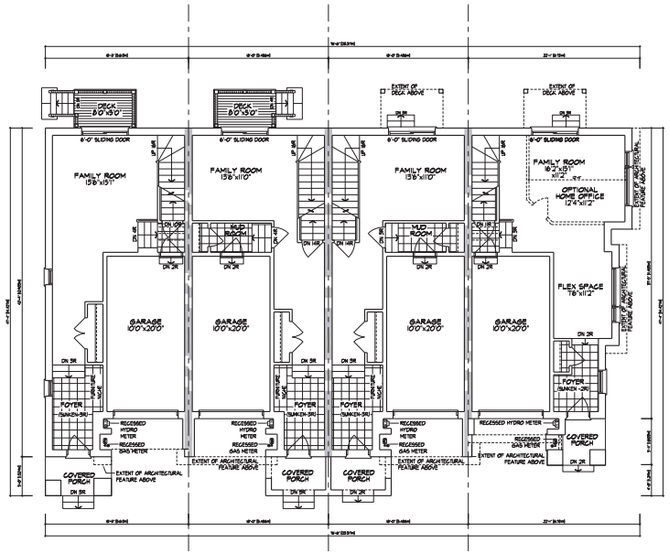


FINISHED FIRST FLOOR PLAN, ELEVATION 'B' - BLOCK 11 (18' STREET TOWNS)

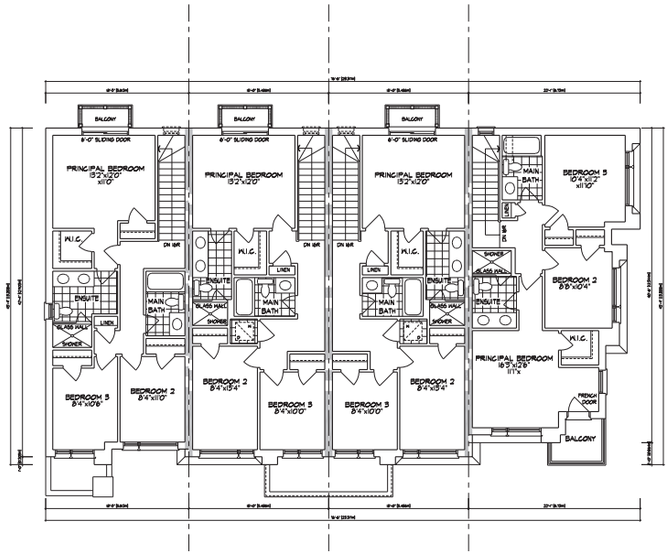


FINISHED THIRD FLOOR PLAN, ELEVATION 'B' - BLOCK 11 (18' STREET TOWNS)

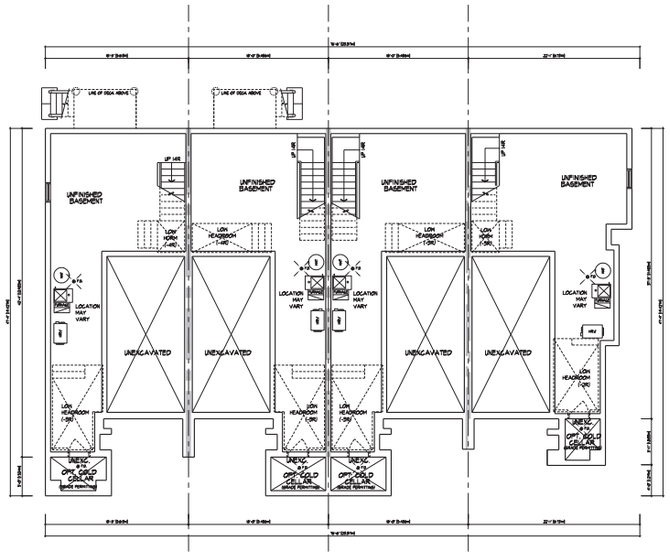


BASEMENT PLAN, ELEVATION 'B' - BLOCK 11 (18' STREET TOWNS)

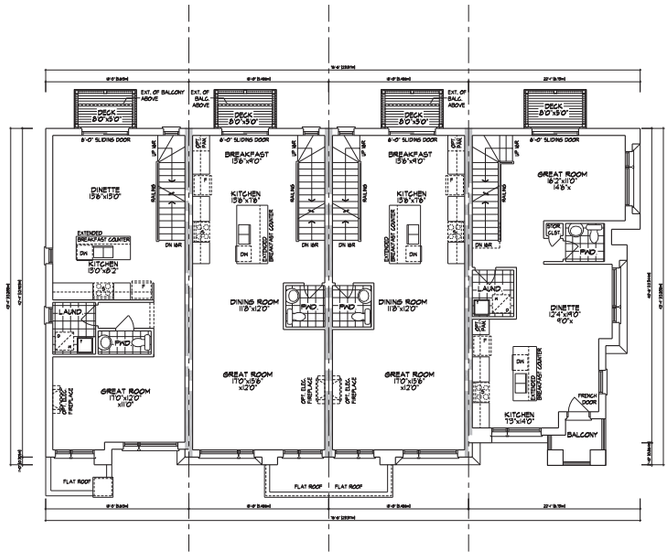


FINISHED SECOND FLOOR PLAN, ELEVATION 'B' - BLOCK 11 (18' STREET TOWNS)

It is the builder's complete responsibility to ensure that all plans submitted for approval fully comply with the Architectural Guidelines and all applicable regulations and requirements including zoning provisions and any provisions in the subdivision agreement. The Control Architect is not responsible in any way for examining or approving site (lotting) plans or working drawings with respect to any zoning or building code or permit matter or that any house can be properly built or located on its lot.

This is to certify that these plans comply with the applicable Architectural Design Guidelines approved by the City of VAUGHAN.

| NO. | REVISIONS | BY | |
|---|---|---|---|
| 5. | | - | - |
| 4. | | - | - |
| 3. | | - | - |
| 2. | ISSUED FOR SPA APPROVAL - 3rd SUBMISSION | 2022/6/24 | EK |
| 1. | ISSUED FOR SPA APPROVAL - 2ND SUBMISSION | 2022/6/20 | EK |
| NO. | - | - | - |

Terry Chipalo 1992/06
date signature TB
HUNT DESIGN ASSOCIATES INC. 1992

HUNT DESIGN ASSOCIATES INC.
www.huntdesign.ca
8966 Woodbine Ave, Markham, ON L3R 0J7
T 905.737.5133 F 905.737.7326 email: hda@huntdesign.ca

**CALIBER HOMES - 221025**
VAUGHAN, ONTARIO

**BLOCK 11**
LOTS 51-54

**BLOCK PLANS**

-

| Scale | Drawn By | Checked By |
|---|---|---|
| 1/8"=1'-0" | NC | TD |
| Job Number | | Page Number |
| 221025DT-BLOCK ELEVATIONS | | 1 of 2 |

# BLOCK NUMBER 11

All drawings and titled architectural documents and designs are the copyright property of Hunt Design Associates (HDA). Reproduction of this property in whole or in part is strictly prohibited without HDA's written permission. HDA assumes no responsibility or liability for this property unless it bears the appropriate SEAL number and signature.

| SPATIAL CALCULATION | | |
|---|---|---|
| PER GULTIMILE BULLETIN | | |
| LEFT SIDE ELEVATION B | | |
| EXTERIOR WALL AREA | 1152.0 | SQ. |
| FACE AREA | 192.0 | SQ. |
| PORTION WALL AREA | 192.0 | SQ. |
| ELEVATION TYPE | PORTA | |
| WALL CONFIGURATION | 1 | |
| WALL CONFIGURATION | 1 | |
| WINDOW / DOOR FRAME AREA (SQ.) | | |
| 1 | 20 | 42 | | 0.0 |
| 1 | 20 | 14 | | 0.0 |
| 1 | 12 | 48 | | 0.0 |
| 1 | 12 | 48 | | 0.0 |
| 1 | 12 | 12 | | 0.0 |
| 1 | 12 | 12 | | 0.0 |
| 1 | 12 | 12 | | 0.0 |
| 1 | 12 | 12 | | 0.0 |
| 1 | 12 | 12 | | 0.0 |
| 1 | ARCH | 0.0 | | 0.0 |
| 1 | ARCH | 0.0 | | 0.0 |
| 1 | ARCH | 0.0 | | 0.0 |
| TOTAL GLAZING OPENINGS | | 0.0 | | 0.0 |
| NET WALL CONDITIONED | | 1152.0 | | SQ. |
| GLAZED AREA CALCULATED BY FRAME SIZE ABOUT AROUND ENTIRE PERIMETER | | | | |
| 1 | ADDITIONAL DOORS | | | |

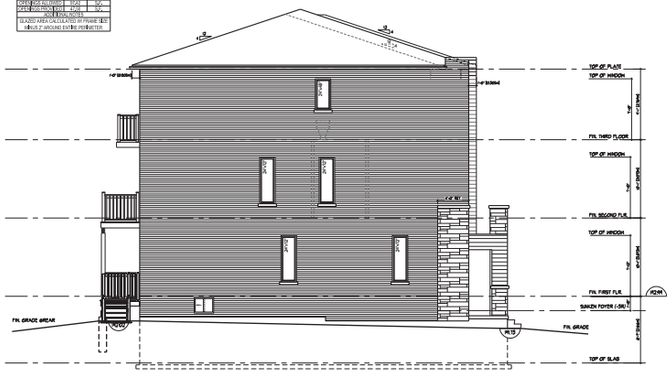


54 UNIT 1803
ELEV. 'B'

**LEFT SIDE ELEVATION 'B' - BLOCK 11 (18' STREET TOWNS)**

54 UNIT 1803
ELEV. 'B'

53 UNIT 1802 (REV.)
ELEV. 'B'

52 UNIT 1802
ELEV. 'B'

51 UNIT 1804 (REV.)
ELEV. 'B'

**FRONT ELEVATION 'B' - BLOCK 11 (18' STREET TOWNS)**

51 UNIT 1804 (REV.)
ELEV. 'B'

**RIGHT SIDE ELEVATION 'B' - BLOCK 11 (18' STREET TOWNS)**

51 UNIT 1804 (REV.)
ELEV. 'B'

52 UNIT 1802
ELEV. 'B'

53 UNIT 1802 (REV.)
ELEV. 'B'

54 UNIT 1803
ELEV. 'B'

**REAR ELEVATION 'B' - BLOCK 11 (18' STREET TOWNS)**

It is the builder's complete responsibility to ensure that all plans submitted for approval fully comply with the Architectural Guidelines and all applicable regulations and requirements including zoning provisions and any provisions in the subdivision agreement. The Control Architect is not responsible in any way for examining or approving site (lotting) plans or working drawings with respect to any zoning or building code or permit matter or that any house can be properly built or located on its lot.

This is to certify that these plans comply with the applicable Architectural Design Guidelines approved by the City of VAUGHAN.

| NO. | | | |
|---|---|---|---|
| 5. | | - | - |
| 4. | | - | - |
| 3. | | - | - |
| 2. | ISSUED FOR SPA APPROVAL - 3rd SUBMISSION | 2022/6/24 | EK |
| 1. | ISSUED FOR SPA APPROVAL - 2ND SUBMISSION | 2022/6/20 | EK |
| NO. | - | - | - |

REVISIONS

ALL DRAWINGS AND SPECIFICATIONS ARE THE PROPERTY OF HUNT DESIGN ASSOCIATES INC. AND MUST BE RETURNED UPON REQUEST. NO REPRODUCTION MAY BE MADE WITHOUT THE COMPANY'S PERMISSION.

DRAWN BY (Initials)
Tony Dipardo 1992/06
DATE SIGNATURE
CHECKED BY (Initials)
HUNT DESIGN ASSOCIATES INC. 1992


HUNT DESIGN ASSOCIATES INC.
www.huntdesign.ca
8966 Woodbine Ave, Markham, ON L3R 0J7
T 905.737.5133 F 905.737.7326 email: hda@huntdesign.ca


**CALIBER HOMES - 221025**
VAUGHAN, ONTARIO

**BLOCK 11**
LOTS 51-54

**BLOCK ELEVATIONS**

-

| Scale | Drawn By | Checked By |
|---|---|---|
| 1/8"=1'-0" | NC | TD |
| File Number | | Page Number |
| 221025DT-BLOCK ELEVATIONS | | 2 of 2 |

# BLOCK NUMBER 11


All drawings and titleblock related documents and designs are the copyright property of Hunt Design Associates (HDA). Reproduction of this property in whole or in part is strictly prohibited without HDA's written permission. HDA assumes no responsibility or liability for this property unless it bears the appropriate SEAL (number and/or full signature).



DRAWINGS AND SPECIFICATIONS ARE THE PROPERTY OF HUNT DESIGN ASSOCIATES INC. AND MUST BE RETURNED UPON REQUEST. NO REPRODUCTION MAY BE MADE WITHOUT THE COMPANY'S PERMISSION.

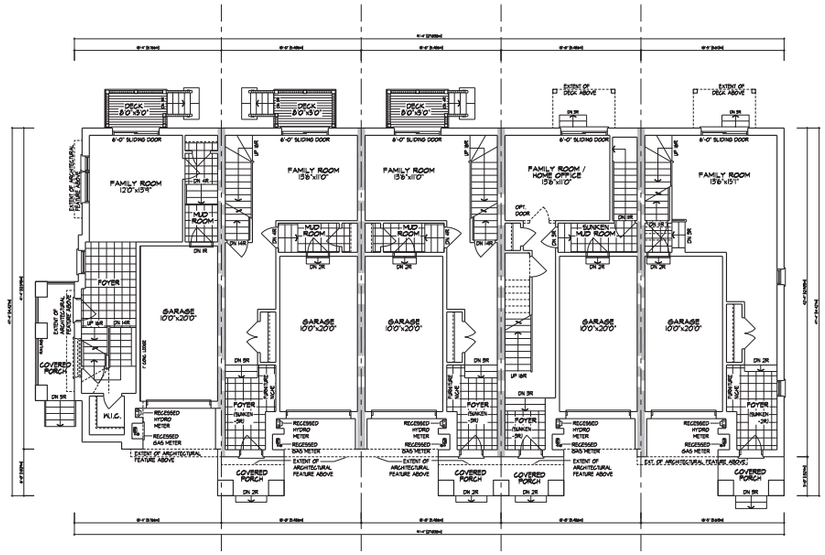


FINISHED FIRST FLOOR PLAN, ELEVATION 'A' - BLOCK 12 (18' STREET TOWNS)

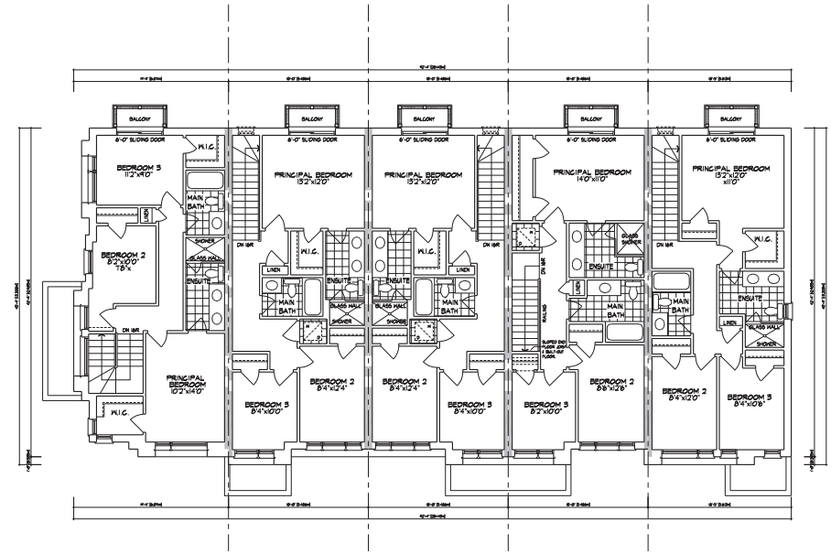


FINISHED THIRD FLOOR PLAN, ELEVATION 'A' - BLOCK 12 (18' STREET TOWNS)

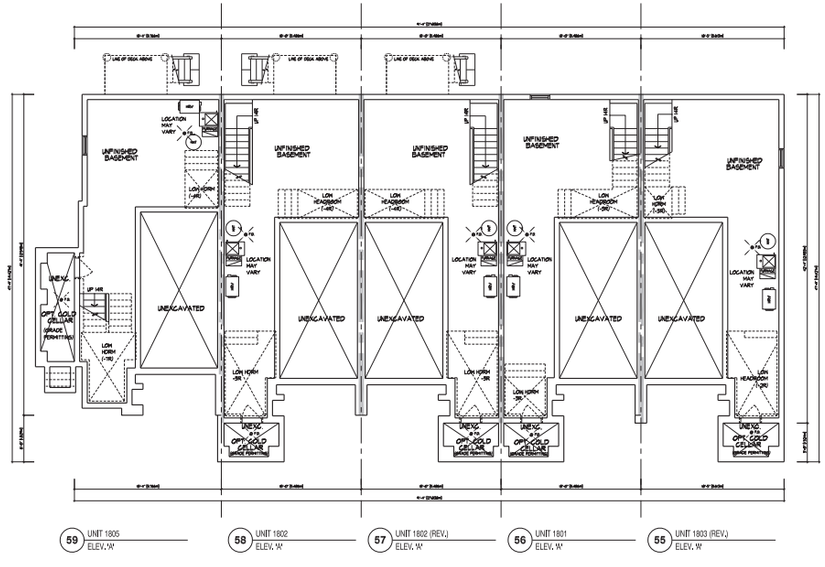


BASEMENT PLAN, ELEVATION 'A' - BLOCK 12 (18' STREET TOWNS)

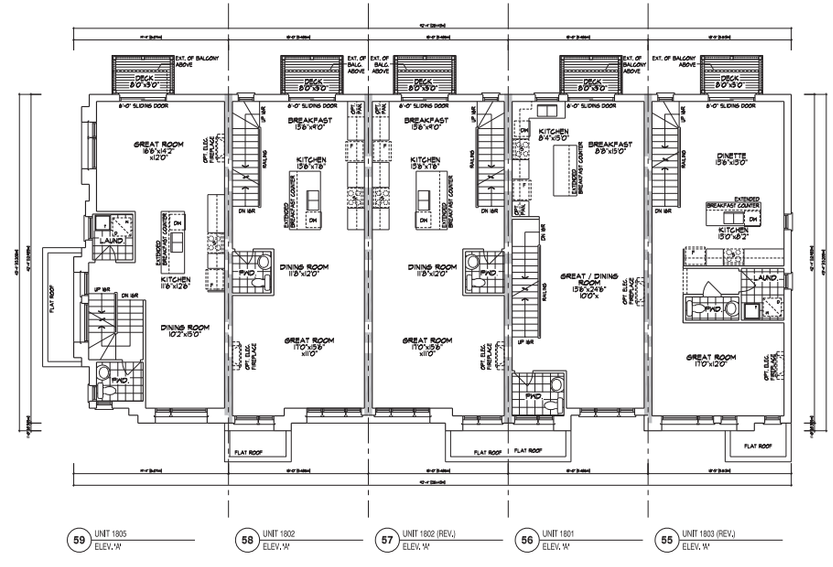


FINISHED SECOND FLOOR PLAN, ELEVATION 'A' - BLOCK 12 (18' STREET TOWNS)

It is the builder's complete responsibility to ensure that all plans submitted for approval fully comply with the Architectural Guidelines and all applicable regulations and requirements including zoning provisions and any provisions in the subdivision agreement. The Control Architect is not responsible in any way for examining or approving site (lotting) plans or working drawings with respect to any zoning or building code or permit matter or that any house can be properly built or located on its lot.

This is to certify that these plans comply with the applicable Architectural Design Guidelines approved by the City of VAUGHAN.

| NO. | REVISIONS | BY |
|---|---|---|
| 5. | | - |
| 4. | | - |
| 3. | | - |
| 2. | ISSUED FOR SPA APPROVAL - 3rd SUBMISSION 2022/6/24 | EK |
| 1. | ISSUED FOR SPA APPROVAL - 2ND SUBMISSION 2022/5/25 | EK |

REVISIONS

HUNT DESIGN ASSOCIATES INC.

HUNT DESIGN ASSOCIATES INC.
www.huntdesign.ca
8966 Woodbine Ave, Markham, ON L3R 0J7
T 905.737.5133 F 905.737.7326 email: hda@huntdesign.ca

**CALIBER HOMES - 221025**
VAUGHAN, ONTARIO

**BLOCK 12**
LOTS 55-59

**BLOCK PLANS**

-

| Scale | Drawn By | Checked By |
|---|---|---|
| 1/8"=1'-0" | NC | TD |

| Job Number | Sub Number |
|---|---|
| 221025DT-BLOCK ELEVATIONS | 1 of 2 |

# BLOCK NUMBER 12

All drawings and titled documents and designs are the copyright property of Hunt Design Associates (HDA). Reproduction of this property in whole or in part is strictly prohibited without HDA's written permission. HDA assumes no responsibility or liability for this property unless it bears the appropriate SEAL number and signature.

59 UNIT 1805
ELEV. 'A'

**LEFT SIDE ELEVATION 'A' - BLOCK 12 (18' STREET TOWNS)**

59 UNIT 1805
ELEV. 'A'

58 UNIT 1802
ELEV. 'A'

57 UNIT 1802 (REV.)
ELEV. 'A'

56 UNIT 1801
ELEV. 'A'

55 UNIT 1803 (REV.)
ELEV. 'A'

**FRONT ELEVATION 'A' - BLOCK 12 (18' STREET TOWNS)**

| SPATIAL CALCULATION | | | |
|---|---|---|---|
| PER SDAT, TABLE 9.7.5.7.4 | | | |
| RIGHT SIDE ELEVATION A | | | |
| EXPOSED WALL OPNG | | FLANKING | 15.2 |
| FACE AREA | | FRONT | 37.5 |
| | | REAR | 37.5 |
| PORTION WALL AREA | | FRONT | 15.2 |
| | | REAR | 15.2 |
| TOTAL EXP. SURFACE AREA | | | 106.4 |
| MAX. % OPENINGS | | | |
| WIDTH | HEIGHT | AREA | WINDOW / DOOR FRAME SIZE (S.F.) |
| 1 | 10'-0" | 10' | 10.00 |
| 1 | 10'-0" | 10' | 10.00 |
| 1 | 6'-0" | 6' | 6.00 |
| 1 | 6'-0" | 6' | 6.00 |
| 1 | 6'-0" | 6' | 6.00 |
| 1 | 6'-0" | 6' | 6.00 |
| 1 | 6'-0" | 6' | 6.00 |
| 1 | 6'-0" | 6' | 6.00 |
| 1 | 6'-0" | 6' | 6.00 |
| 1 | 6'-0" | 6' | 6.00 |
| 1 | 6'-0" | 6' | 6.00 |
| 1 | 6'-0" | 6' | 6.00 |
| 1 | 3'-0" | 3' | 3.00 |
| 1 | 3'-0" | 3' | 3.00 |
| 1 | 3'-0" | 3' | 3.00 |
| 1 | 3'-0" | 3' | 3.00 |
| 1 | 3'-0" | 3' | 3.00 |
| 1 | 3'-0" | 3' | 3.00 |
| TOTAL WINDOW AREA | | | 106.00 |
| TOTAL DOOR AREA | | | 0.00 |
| TOTAL OPENINGS | | | 106.00 |
| 25% OF TOTAL WALL AREA | | | 26.6 |
| 25% OF TOTAL DOOR | | | 0.0 |
| 25% OF TOTAL OPENINGS | | | 26.6 |
| 25% OF TOTAL OPENINGS | | | 26.6 |
| 25% OF TOTAL OPENINGS | | | 26.6

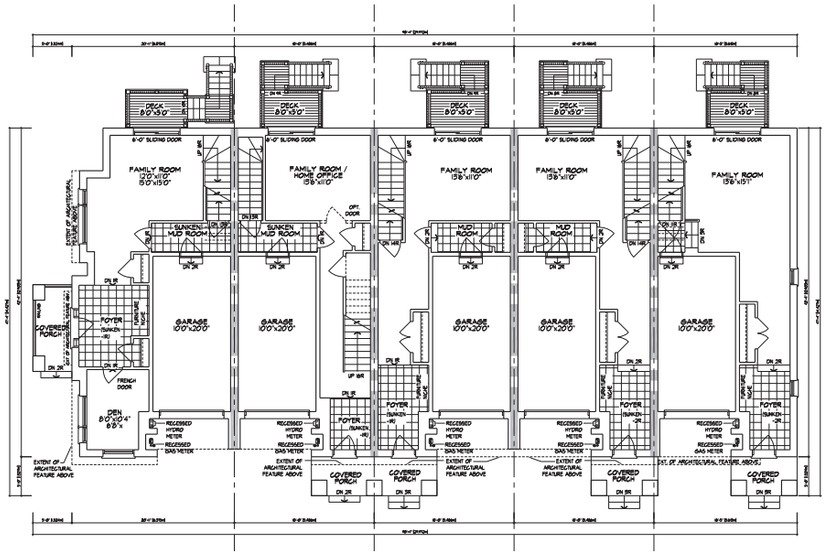


64 UNIT 2002 MOD ELEV. 'A' | 63 UNIT 1801 (REV.) ELEV. 'A' | 62 UNIT 1802 ELEV. 'A' | 61 UNIT 1802 (REV.) ELEV. 'A' | 60 UNIT 1803 (REV.) ELEV. 'A'

**FINISHED FIRST FLOOR PLAN, ELEVATION 'A' - BLOCK 13 (18' STREET TOWNS)**

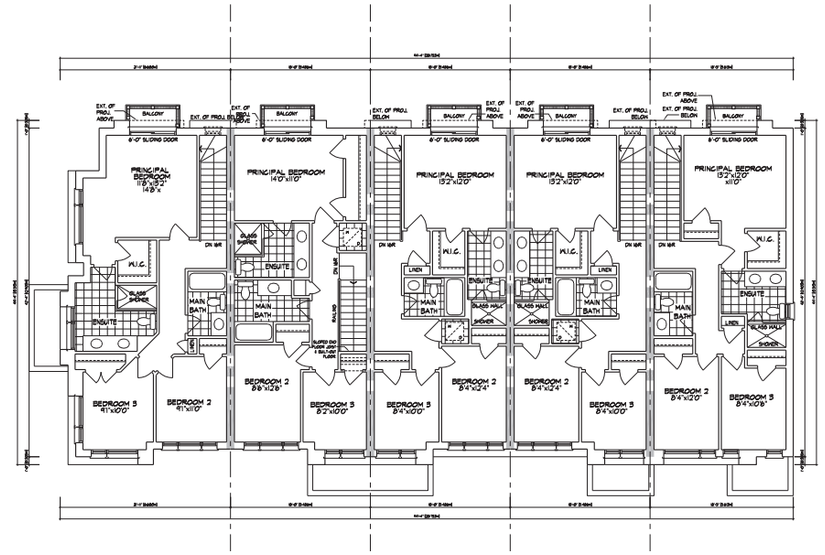


64 UNIT 2002 MOD ELEV. 'A' | 63 UNIT 1801 (REV.) ELEV. 'A' | 62 UNIT 1802 ELEV. 'A' | 61 UNIT 1802 (REV.) ELEV. 'A' | 60 UNIT 1803 (REV.) ELEV. 'A'

**FINISHED THIRD FLOOR PLAN, ELEVATION 'A' - BLOCK 13 (18' STREET TOWNS)**

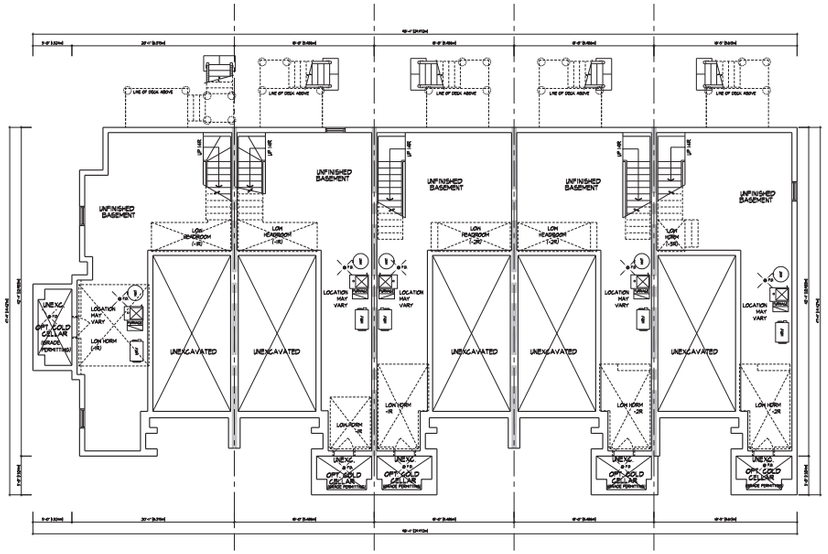


64 UNIT 2002 MOD ELEV. 'A' | 63 UNIT 1801 (REV.) ELEV. 'A' | 62 UNIT 1802 ELEV. 'A' | 61 UNIT 1802 (REV.) ELEV. 'A' | 60 UNIT 1803 (REV.) ELEV. 'A'

**BASEMENT PLAN, ELEVATION 'A' - BLOCK 13 (18' STREET TOWNS)**

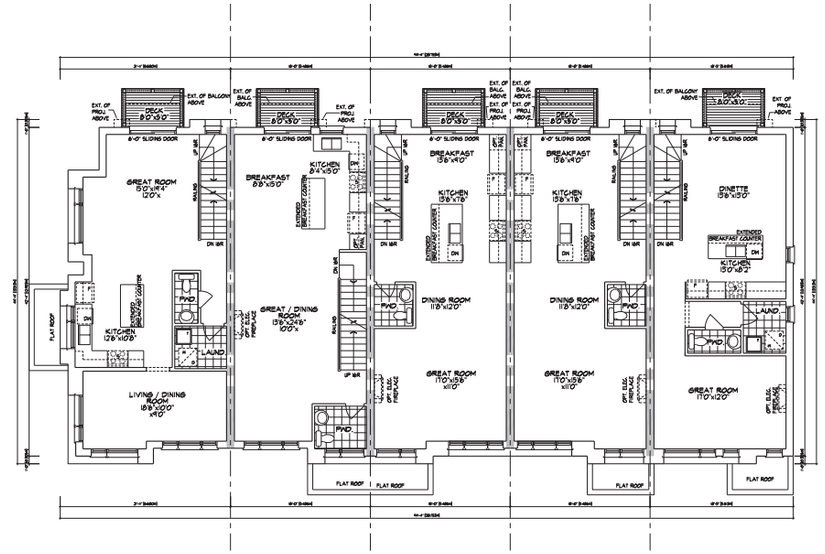


64 UNIT 2002 MOD ELEV. 'A' | 63 UNIT 1801 (REV.) ELEV. 'A' | 62 UNIT 1802 ELEV. 'A' | 61 UNIT 1802 (REV.) ELEV. 'A' | 60 UNIT 1803 (REV.) ELEV. 'A'

**FINISHED SECOND FLOOR PLAN, ELEVATION 'A' - BLOCK 13 (18' STREET TOWNS)**

It is the builder's complete responsibility to ensure that all plans submitted for approval fully comply with the Architectural Guidelines and all applicable regulations and requirements including zoning provisions and any provisions in the subdivision agreement. The Control Architect is not responsible in any way for examining or approving site (lotting) plans or working drawings with respect to any zoning or building code or permit matter or that any house can be properly built or located on its lot.

This is to certify that these plans comply with the applicable Architectural Design Guidelines approved by the City of VAUGHAN.

| NO. | REVISIONS | | |
|---|---|---|---|
| 5. | | - | - |
| 4. | | - | - |
| 3. | | - | - |
| 2. | ISSUED FOR SPA APPROVAL - 3rd SUBMISSION | 2022/6/24 | EK |
| 1. | ISSUED FOR SPA APPROVAL - 2ND SUBMISSION | 2022/5/25 | EK |
| NO. | - | - | - |

REVISIONS

THE UNDERSIGNED HAS REVIEWED AND TAKES RESPONSIBILITY FOR THE DESIGN AND HAS THE QUALIFICATIONS AND MEETS THE REQUIREMENTS SET OUT IN THE ONTARIO BUILDING CODE TO BE A DESIGNER.

Name (Print)
Date
Signature
HUNT DESIGN ASSOCIATES INC.

HUNT DESIGN ASSOCIATES INC.
www.huntdesign.ca
8966 Woodbine Ave, Markham, ON L3R 0J7
T 905.737.5133 F 905.737.7326 email: hda@huntdesign.ca

**CALIBER HOMES - 221025**
VAUGHAN, ONTARIO

**BLOCK 13**
LOTS 60-64

**BLOCK PLANS**

-

| Scale | Drawn by | Checked by |
|---|---|---|
| 1/8"=1'-0" | NC | TD |

| Job Number | Sub Number |
|---|---|
| 221025DT-BLOCK ELEVATIONS | 1 of 2 |

# BLOCK NUMBER 13

All drawings and titled documents and designs are the copyright property of Hunt Design Associates (HDA). Reproduction of this property in whole or in part is strictly prohibited without HDA's written permission. HDA assumes no responsibility or liability for this property unless it bears the appropriate SEAL number and signature.

64 UNIT 2002 MOD
ELEV. 'A'

**LEFT SIDE ELEVATION 'A' - BLOCK 13 (18' STREET TOWNS)**

64 UNIT 2002 MOD
ELEV. 'A'

63 UNIT 1801 (REV.)
ELEV. 'A'

62 UNIT 1802
ELEV. 'A'

61 UNIT 1802 (REV.)
ELEV. 'A'

60 UNIT 1803 (REV.)
ELEV. 'A'

**FRONT ELEVATION 'A' - BLOCK 13 (18' STREET TOWNS)**

| SPATIAL CALCULATION | | | |
|---|---|---|---|
| PER SZ/CL TABLE 5.7.5.7.4 | | | |
| RIGHT SIDE ELEVATION A | | | |
| EXPOSED WALL AREA | FLOOR | | SQ. |
| FACE AREA | FIRST | | SQ. |
| PORTION WALL AREA | FIRST | | SQ. |
| TOTAL EXPOSED WALL AREA | | | SQ. |
| WALL TO WINDOW RATIO | | | |
| WALL | | | WINDOW / DOOR |
| HT. | WD. | NO. | FRAME SIZE (S.F.) |
| 8' | 8' | 1 | 0.11 |
| 8' | 10' | 1 | 0.13 |
| 8' | 12' | 1 | 0.15 |
| 8' | 14' | 1 | 0.17 |
| 8' |

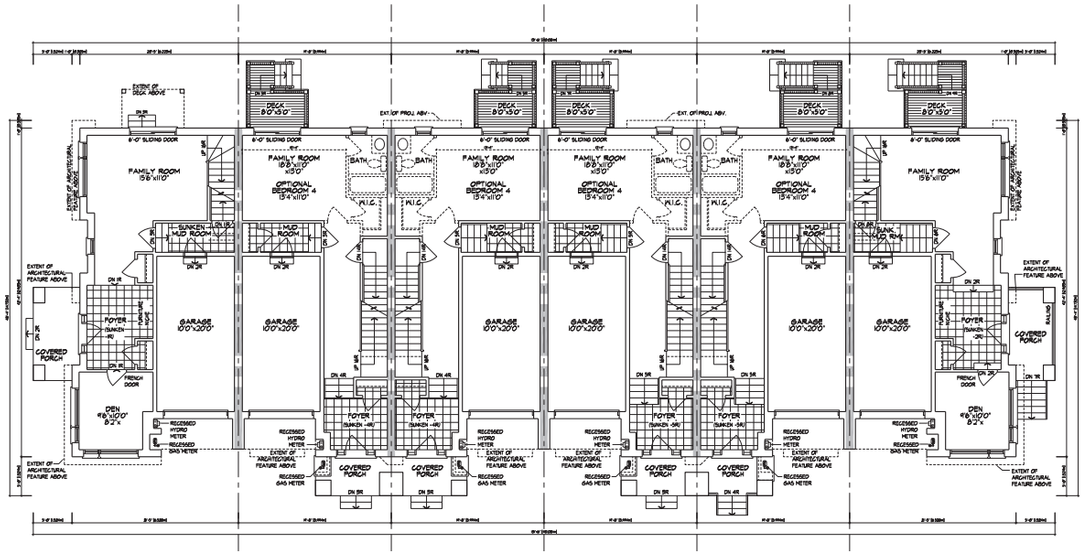


65 UNIT 2002 ELEV. 'B'
66 UNIT 2001 (REV.) ELEV. 'B2'
67 UNIT 2001 ELEV. 'B1'
68 UNIT 2001 (REV.) ELEV. 'B1'
69 UNIT 2001 ELEV. 'B2'
70 UNIT 2002 (REV.) ELEV. 'B'

**FINISHED FIRST FLOOR PLAN, ELEVATION 'B' - BLOCK 14 (18' STREET TOWNS)**

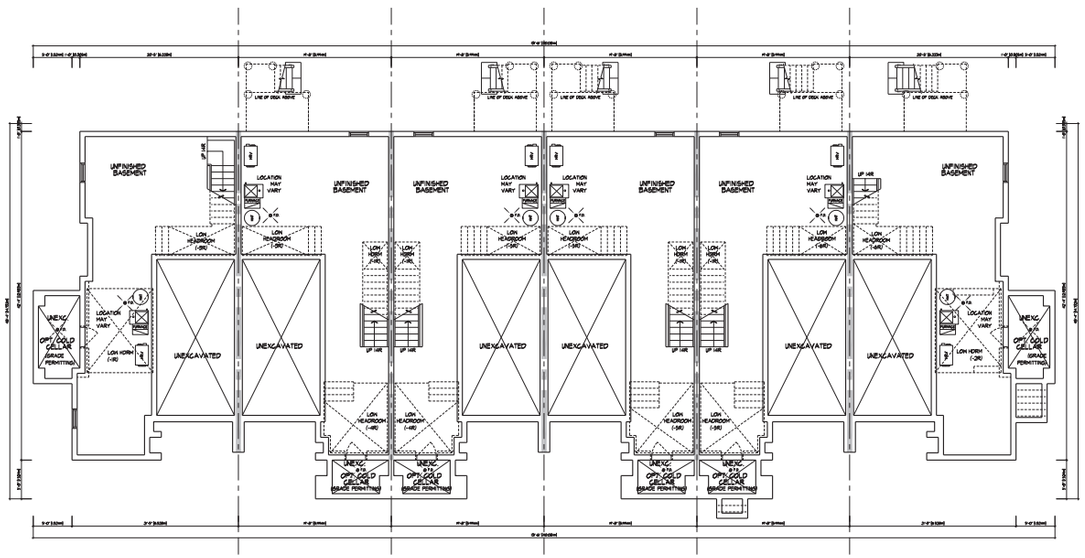


65 UNIT 2002 ELEV. 'B'
66 UNIT 2001 (REV.) ELEV. 'B2'
67 UNIT 2001 ELEV. 'B1'
68 UNIT 2001 (REV.) ELEV. 'B1'
69 UNIT 2001 ELEV. 'B2'
70 UNIT 2002 (REV.) ELEV. 'B'

**BASEMENT PLAN, ELEVATION 'B' - BLOCK 14 (18' STREET TOWNS)**

It is the builder's complete responsibility to ensure that all plans submitted for approval fully comply with the Architectural Guidelines and all applicable regulations and requirements including zoning provisions and any provisions in the subdivision agreement. The Control Architect is not responsible in any way for examining or approving site (lotting) plans or working drawings with respect to any zoning or building code or permit matter or that any house can be properly built or located on its lot.

This is to certify that these plans comply with the applicable Architectural Design Guidelines approved by the City of VAUGHAN.

| NO. | | | |
|---|---|---|---|
| 5. | | - | - |
| 4. | | - | - |
| 3. | | - | - |
| 2. | ISSUED FOR SPA APPROVAL - 3rd SUBMISSION | 2022/6/24 | EK |
| 1. | ISSUED FOR SPA APPROVAL - 2ND SUBMISSION | 2022/6/20 | EK |
| NO. | | * | * |

REVISIONS

THE CONTRACTOR SHALL VERIFY ALL DIMENSIONS AND REPORT ANY ERRORS OR OMISSIONS TO THE DESIGNER BEFORE PROCEEDING WITH THE WORK. DRAWINGS NOT TO BE SCALED. DRAWINGS ARE THE PROPERTY OF THE DESIGNER.

CONTRACTOR TO VERIFY ALL DIMENSIONS ON SITE

Name (Print) TODD
DATE 10/25/22
SIGNATURE
CONTRACTOR TO VERIFY ALL DIMENSIONS ON SITE
HUNT DESIGN ASSOCIATES INC. 10/25/22

HUNT DESIGN ASSOCIATES INC.
www.huntdesign.ca
8966 Woodbine Ave, Markham, ON L3R 0J7
T 905.737.5133 F 905.737.7326 email: hda@huntdesign.ca

**CALIBER HOMES - 221025**
VAUGHAN, ONTARIO

**BLOCK 14**
LOTS 65-70

**BLOCK PLANS**

-

| Scale | Drawn By | Checked By |
|---|---|---|
| 1/8"=1'-0" | NC | TD |
| Drawing No. | | Page Number |
| 221025DT-BLOCK ELEVATIONS | | 1 of 3 |

# BLOCK NUMBER 14

All drawings and titled documents and designs are the copyright property of Hunt Design Associates (HDA). Reproduction of this property in whole or in part is strictly prohibited without HDA's written permission. HDA assumes no responsibility or liability for title property unless it bears the appropriate SEAL (number and/or full signature).

DRAWING PATH: C:\HDA\CADD\CLIENTS\CALIBER HOMES\221025 - BLOCK 14\221025DT-BLOCK ELEVATIONS.dwg

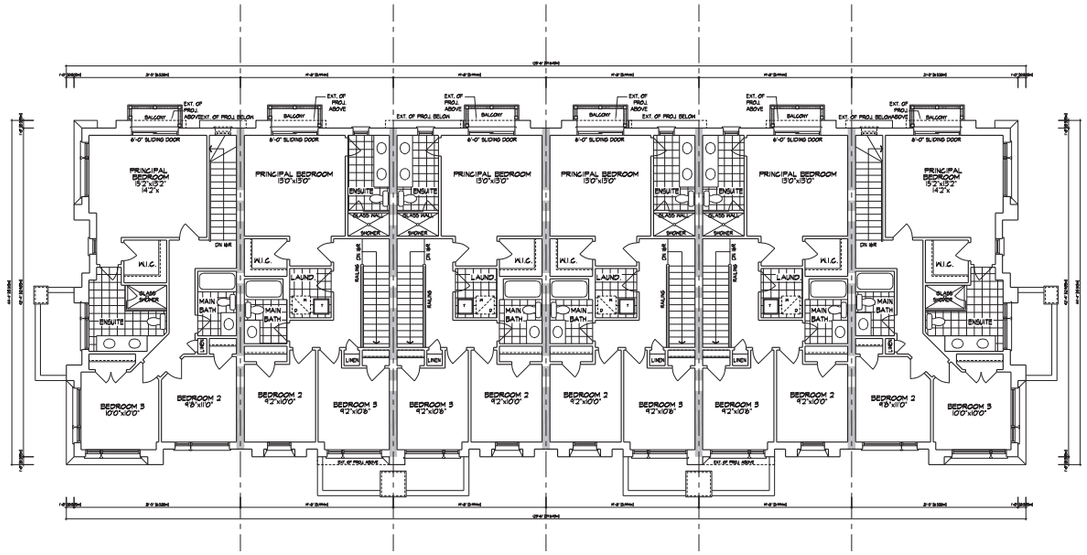


65 UNIT 2002 ELEV. 'B'
66 UNIT 2001 (REV.) ELEV. 'B2'
67 UNIT 2001 ELEV. 'B1'
68 UNIT 2001 (REV.) ELEV. 'B1'
69 UNIT 2001 ELEV. 'B2'
70 UNIT 2002 (REV.) ELEV. 'B'

**FINISHED THIRD FLOOR PLAN, ELEVATION 'B' - BLOCK 14 (18' STREET TOWNS)**

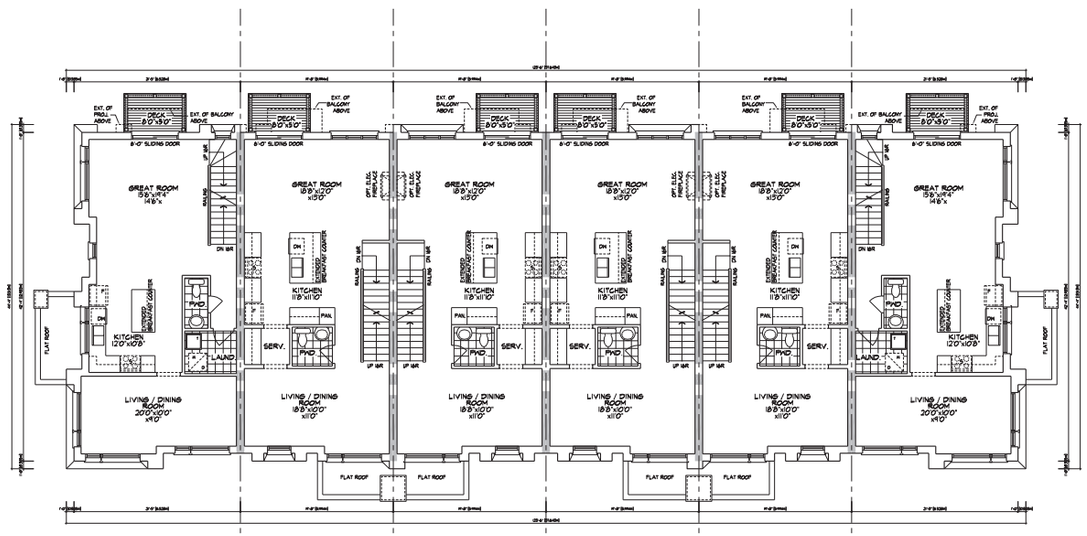


65 UNIT 2002 ELEV. 'B'
66 UNIT 2001 (REV.) ELEV. 'B2'
67 UNIT 2001 ELEV. 'B1'
68 UNIT 2001 (REV.) ELEV. 'B1'
69 UNIT 2001 ELEV. 'B2'
70 UNIT 2002 (REV.) ELEV. 'B'

**FINISHED SECOND FLOOR PLAN, ELEVATION 'B' - BLOCK 14 (18' STREET TOWNS)**

It is the builder's complete responsibility to ensure that all plans submitted for approval fully comply with the Architectural Guidelines and all applicable regulations and requirements including zoning provisions and any provisions in the subdivision agreement. The Control Architect is not responsible in any way for examining or approving site (lotting) plans or working drawings with respect to any zoning or building code or permit matter or that any house can be properly built or located on its lot.

This is to certify that these plans comply with the applicable Architectural Design Guidelines approved by the City of VAUGHAN.

| NO. | | | |
|---|---|---|---|
| 5. | | - | - |
| 4. | | - | - |
| 3. | | - | - |
| 2. | ISSUED FOR SPA APPROVAL - 3rd SUBMISSION | 2022/4/24 | EK |
| 1. | ISSUED FOR SPA APPROVAL - 2ND SUBMISSION | 2022/2/25 | EK |
| NO. | - | - | - |

REVISIONS

THE ARCHITECTURAL DESIGN AND THEIR REPRODUCTIONS ARE THE PROPERTY OF HUNT DESIGN ASSOCIATES INC. AND MUST BE RETURNED UPON REQUEST. THE DESIGN MAY NOT BE REPRODUCED OR USED FOR OTHER COMPANIES.

DRAWN BY: Tony Ciarelli 10/05/2
DATE: 10/05/2021 SCALE: 1:50
CHECKED BY: TD
HUNT DESIGN ASSOCIATES INC. 10/05/

HUNT DESIGN ASSOCIATES INC.
www.huntdesign.ca
8966 Woodbine Ave, Markham, ON L3R 0J7
T 905.737.5133 F 905.737.7326 email: hda@huntdesign.ca

**CALIBER HOMES - 221025**
VAUGHAN, ONTARIO

**BLOCK 14**
LOTS 65-70

**BLOCK PLANS**

-

| Scale: | Drawn By: | Checked By: |
|---|---|---|
| 1/8"=1'-0" | NC | TD |

| Job Number: | Page Number: |
|---|---|
| 221025DT-BLOCK ELEVATIONS | 2 of 3 |

# BLOCK NUMBER 14

All drawings and titleblock related documents and designs are the copyright property of Hunt Design Associates (HDA). Reproduction of this property in whole or in part is strictly prohibited without HDA's written permission. HDA assumes no responsibility or liability for this property unless it bears the appropriate SEAL number and signature.

65 UNIT 2002
ELEV. 'B'

LEFT SIDE ELEVATION 'B' - BLOCK 14 (20' STREET TOWNS)

65 UNIT 2002
ELEV. 'B'

66 UNIT 2001 (REV.)
ELEV. 'B2'

67 UNIT 2001
ELEV. 'B1'

68 UNIT 2001 (REV.)
ELEV. 'B1'

69 UNIT 2001
ELEV. 'B2'

70 UNIT 2002 (REV.)
ELEV. 'B'

FRONT ELEVATION 'B' - BLOCK 14 (20' STREET TOWNS)

70 UNIT 2002 (REV.)
ELEV. 'B'

RIGHT SIDE ELEVATION 'B' - BLOCK 14 (20' STREET TOWNS)

70 UNIT 2002 (REV.)
ELEV. 'B'

69 UNIT 2001
ELEV. 'B2'

68 UNIT 2001 (REV.)
ELEV. 'B1'

67 UNIT 2001
ELEV. 'B1'

66 UNIT 2001 (REV.)
ELEV. 'B2'

65 UNIT 2002
ELEV. 'B'

REAR ELEVATION 'B' UPGRADE - BLOCK 14 (20' STREET TOWNS)

It is the builder's complete responsibility to ensure that all plans submitted for approval fully comply with the Architectural Guidelines and all applicable regulations and requirements including zoning provisions and any provisions in the subdivision agreement. The Control Architect is not responsible in any way for examining or approving site (lotting) plans or working drawings with respect to any zoning or building code or permit matter or that any house can be properly built or located on its lot.

This is to certify that these plans comply with the applicable Architectural Design Guidelines approved by the City of VAUGHAN.

| NO. | | | |
|---|---|---|---|
| 5. | | - | - |
| 4. | | - | - |
| 3. | | - | - |
| 2. | ISSUED FOR SPA APPROVAL - 3rd SUBMISSION | 2022/6/24 | EK |
| 1. | ISSUED FOR SPA APPROVAL - 2ND SUBMISSION | 2022/6/20 | EK |
| NO. | - | - | - |

REVISIONS

THE ARCHITECTURAL DRAWINGS AND THEIR REPRODUCTIONS ARE THE PROPERTY OF HUNT DESIGN ASSOCIATES INC. AND MUST BE RETURNED UPON REQUEST. THE DRAWINGS MAY NOT BE REPRODUCED WITHOUT THE COMPANY'S WRITTEN CONSENT.

CONSULTANTS DRAWING TITLE

Fancy Elevations 1/20/06
DATE SIGNATURE TITLE
CONSULTANTS DRAWING TITLE
HUNT DESIGN ASSOCIATES INC. 1/20/06

HUNT DESIGN ASSOCIATES INC.
www.huntdesign.ca
8966 Woodbine Ave, Markham, ON L3R 0J7
T 905.737.5133 F 905.737.7326 email: hda@huntdesign.ca

**CALIBER HOMES - 221025**
VAUGHAN, ONTARIO

**BLOCK 14**
LOTS 65-70

**BLOCK ELEVATIONS**

-

| | | |
|---|---|---|
| Scale: 1/8"=1'-0" | Drawn By: NC | Checked By: TD |
| File Number: 221025DT-BLOCK ELEVATIONS | | Page Number: 3 of 3 |

# BLOCK NUMBER 14

All drawings and illustrations, blueprints and other documents and designs are the copyright property of Hunt Design Associates (HDA). Reproduction of this property in whole or in part is strictly prohibited without HDA's written permission. HDA assumes no responsibility or liability for this property unless it bears the appropriate SEAL (number and/or full signature).