
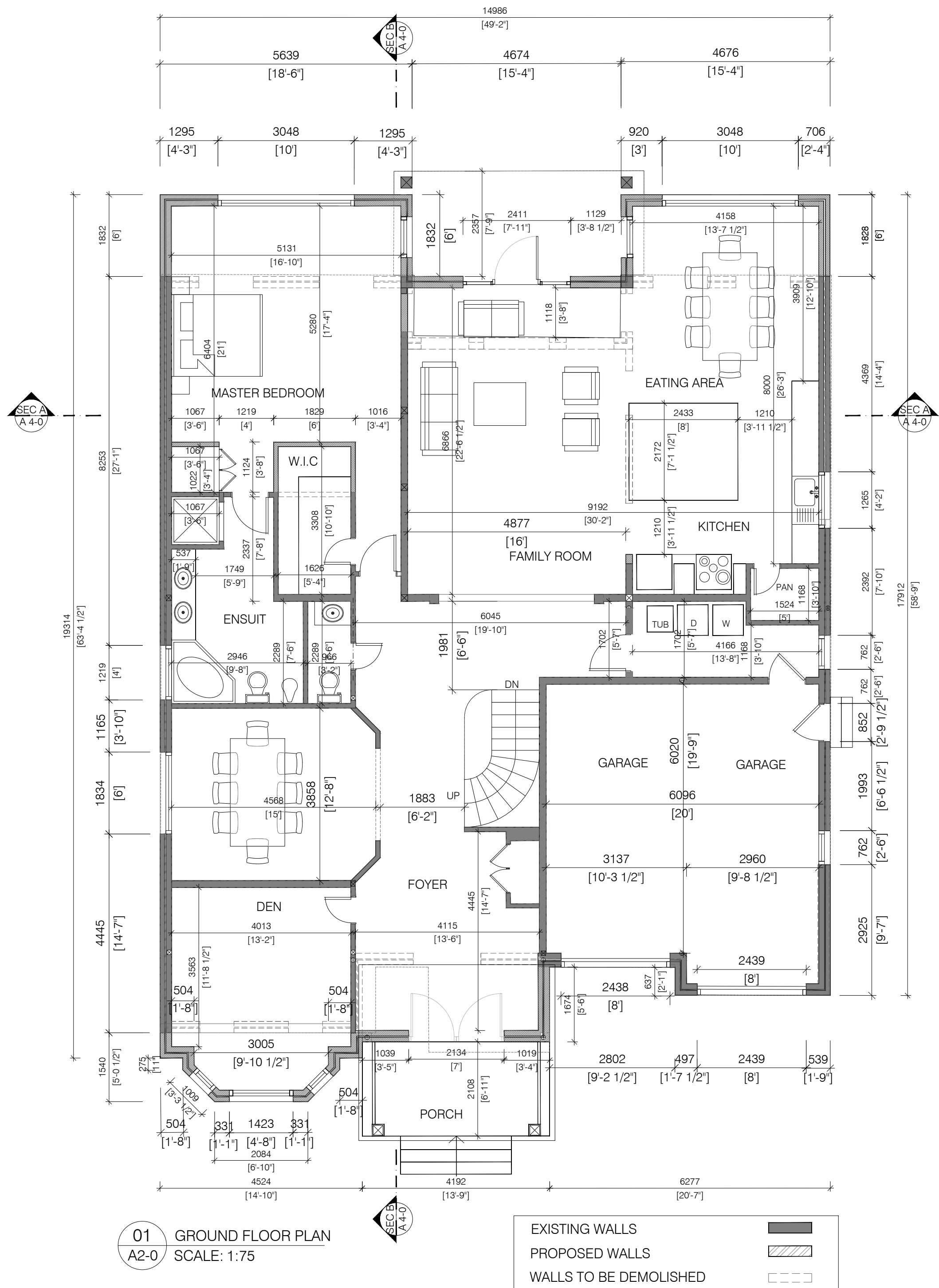
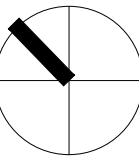


ATTACHMENT 4 - 17 NAPIER- FLOOR
PLANS AND ELEVATIONS



KEY PLAN



1	ISSUED FOR	DD/MM/YYYY
No.	DESCRIPTION	DATE
REVISIONS		

ISSUED FOR CONSTRUCTION		
ISSUED FOR BID		
ISSUED FOR BUILDING PERMIT		
ISSUED FOR SITE PLAN APPROVAL		
SUBMITTALS		

CONTRACTORS MUST CHECK AND VERIFY ALL DIMENSIONS AND CONDITIONS ON THE PROJECT AND MUST REPORT ANY DISCREPANCIES TO THE DESIGNER BEFORE PROCEEDING WITH CONSTRUCTION.

THIS DRAWING MUST NOT BE USED FOR CONSTRUCTION PURPOSES UNTIL SEALED AND SIGNED BY THE DESIGNER.

DO NOT SCALE DRAWINGS.

FAUSTO CORTESE
ARCHITECTS

3590 RUTHERFORD RD. UNIT 7
VAUGHAN, ONTARIO, L4H 3T8
416-806-7000
FCORTESE@FCARCHITECTS.CA

DRAWING: DESIGN DRAWINGS PROPOSED ON 17 NAPIER ST

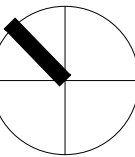
DRAWING: FLOOR PLAN

PLOTTED: N/A	PROJECT No: 2021-16
DATE: 23/11/2021	DRAWING No: A 2-0
SCALE: AS NOTED	
DRAWN BY: B.SH	REVIEWED BY: F.C.

FILE NAME: 17 NAPIER- ARCHITECTURAL DRAWING2021-04-03.DWG



KEY PLAN



1	ISSUED FOR	DD/MM/YYYY
No.	DESCRIPTION	DATE
	REVISIONS	

ISSUED FOR CONSTRUCTION
ISSUED FOR BID
ISSUED FOR BUILDING PERMIT
ISSUED FOR SITE PLAN APPROVAL
SUBMITTALS

CONTRACTORS MUST CHECK AND VERIFY ALL DIMENSIONS AND CONDITIONS ON THE PROJECT AND MUST REPORT ANY DISCREPANCIES TO THE DESIGNER BEFORE PROCEEDING WITH CONSTRUCTION.

THIS DRAWING MUST NOT BE USED FOR CONSTRUCTION PURPOSES UNTIL SEALED AND SIGNED BY THE DESIGNER.

DO NOT SCALE DRAWINGS.



FAUSTO CORTESE
ARCHITECTS

3590 RUTHERFORD RD. UNIT 7
VAUGHAN, ONTARIO, L4H 3T8
416-806-7000
FCORTESE@FCARCHITECTS.CA

DRAWING:
**DESIGN DRAWINGS
PROPOSED
ON
17 NAPIER ST**

DRAWING:
FLOOR PLAN

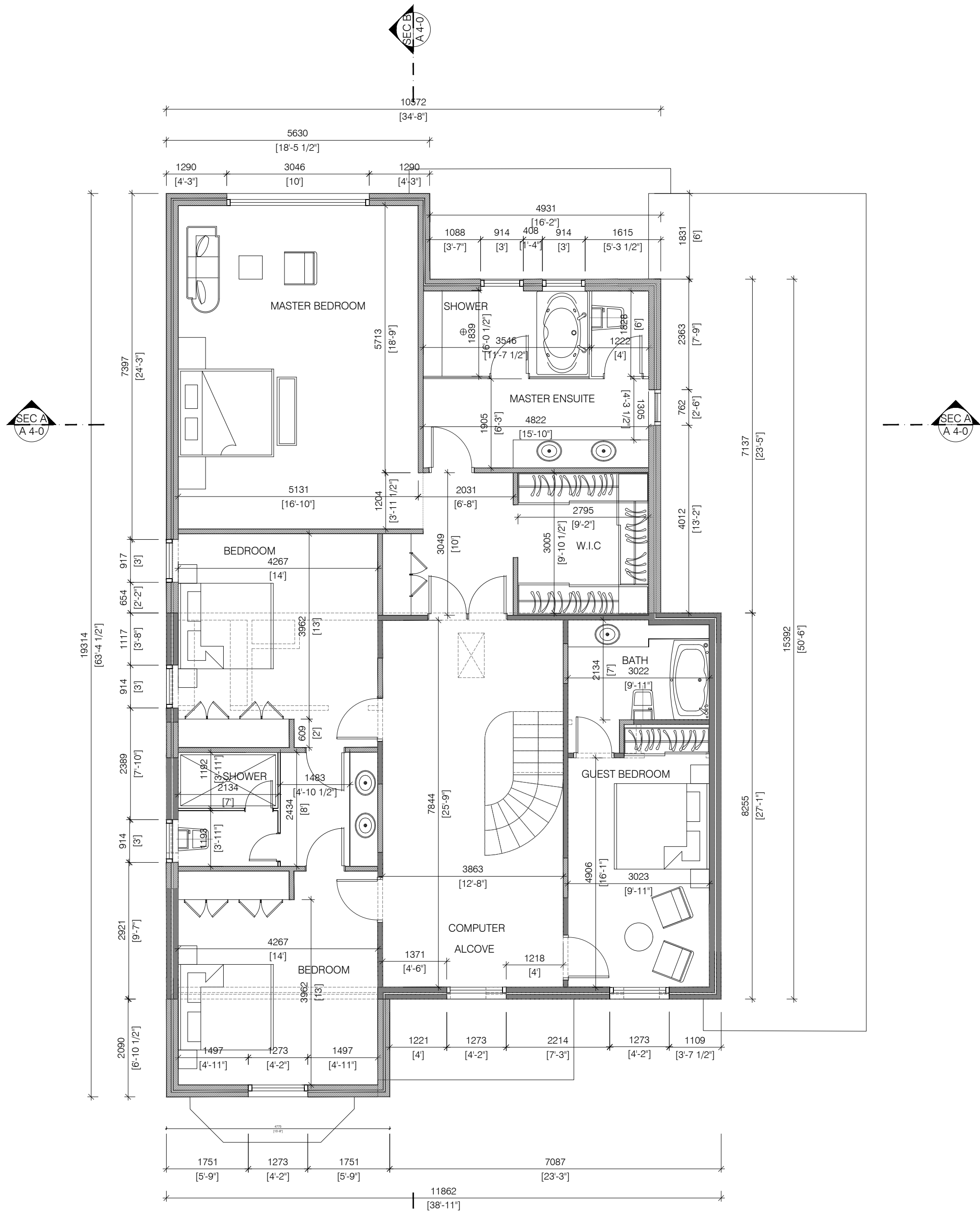
PLOTTED: N/A

DATE: 23/11/2021 PROJECT No: 2021-16

SCALE: AS NOTED DRAWING No: A 2-1

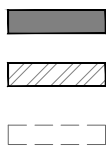
DRAWN BY: B.SH REVIEWED BY: F.C.

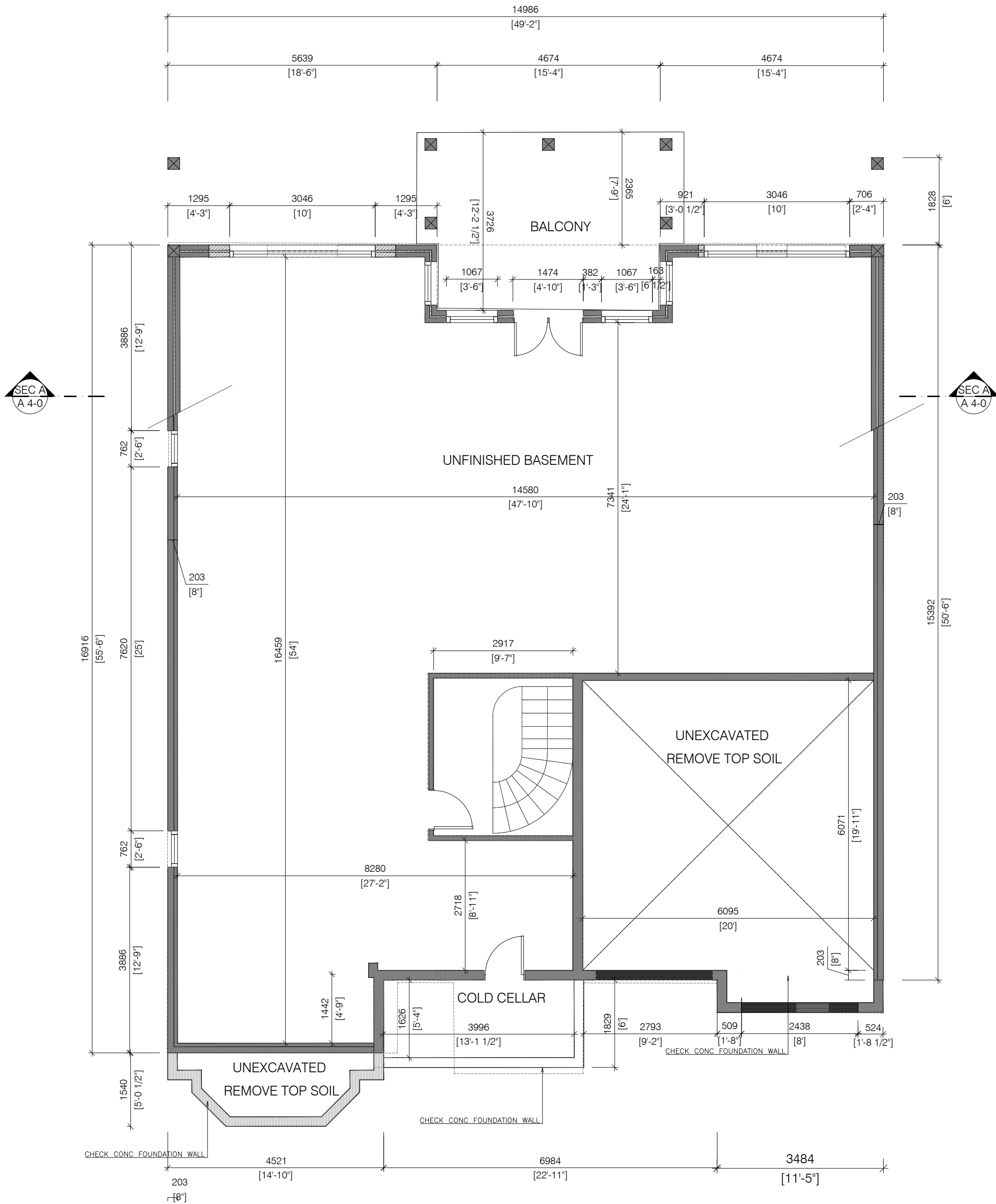
FILE NAME: 17 NAPIER - ARCHITECTURAL DRAWINGS2021-04.DWG



02 SECOND FLOOR PLAN
A2-1 SCALE: 1:75

EXISTING WALLS
PROPOSED WALLS
WALLS TO BE DEMOLISHED



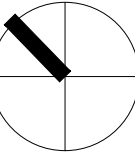


01 BASEMENT PLAN
A2-2 SCALE: 1:75

EXISTING WALLS	
PROPOSED WALLS	
WALLS TO BE DEMOLISHED	



KEY PLAN



1	ISSUED FOR	DD/MM/YYYY
No.	DESCRIPTION	DATE
REVISIONS		

ISSUED FOR CONSTRUCTION		
ISSUED FOR BID		
ISSUED FOR BUILDING PERMIT		
ISSUED FOR SITE PLAN APPROVAL		
SUBMITTALS		

CONTRACTORS MUST CHECK AND VERIFY ALL DIMENSIONS AND CONDITIONS ON THE PROJECT AND MUST REPORT ANY DISCREPANCIES TO THE DESIGNER BEFORE PROCEEDING WITH CONSTRUCTION.

THIS DRAWING MUST NOT BE USED FOR CONSTRUCTION PURPOSES UNTIL SEALED AND SIGNED BY THE DESIGNER.

DO NOT SCALE DRAWINGS.

FAUSTO CORTESE
ARCHITECTS

3590 RUTHERFORD RD. UNIT 7
VAUGHAN, ONTARIO, L4H 3T8
416-806-7000
FCORTESE@FCARCHITECTS.CA

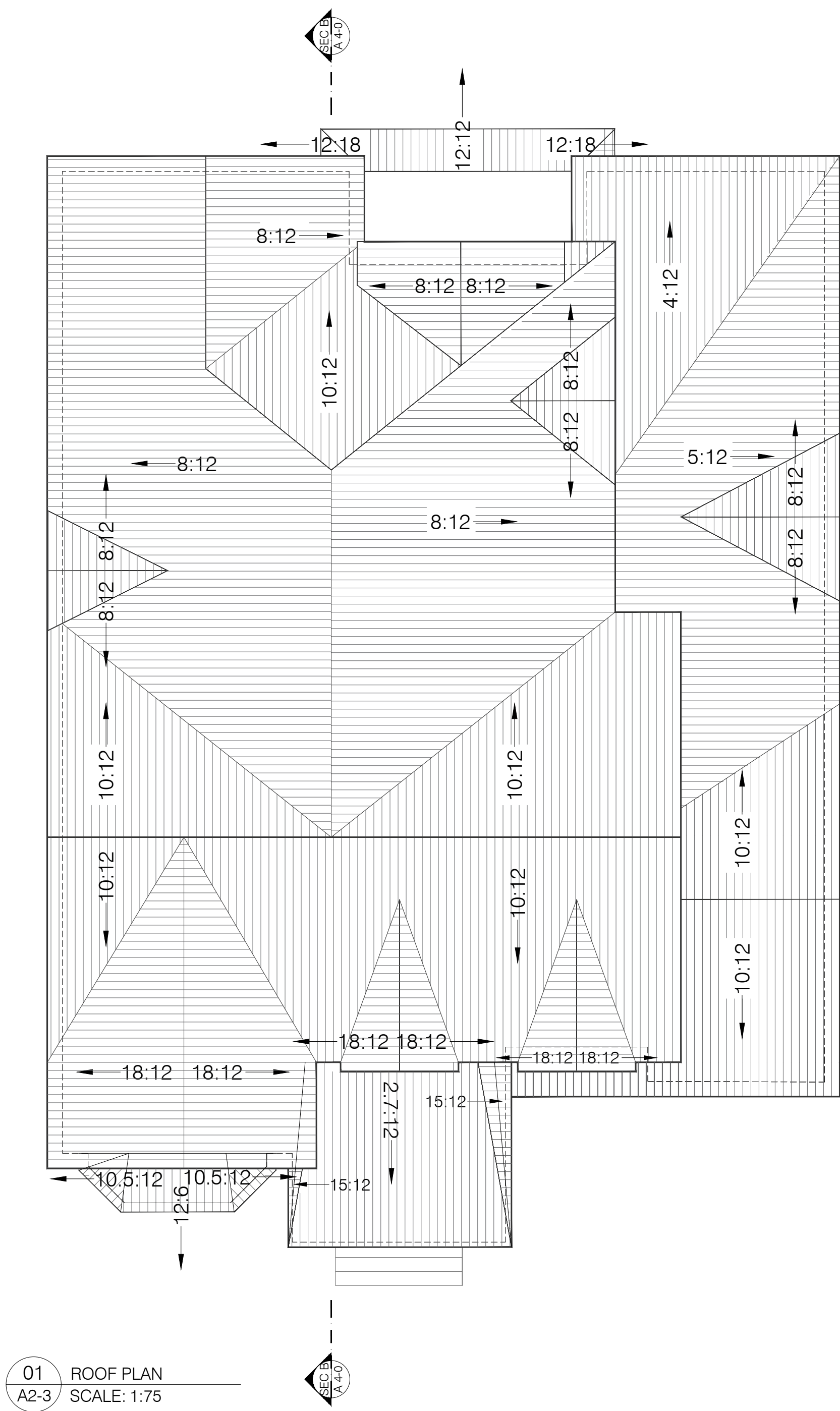
DRAWING: DESIGN DRAWINGS
PROPOSED
ON
17 NAPIER ST

DRAWING: FLOOR PLAN

PLOTTED: N/A
DATE: 23/11/2021
PROJECT No: 2021-16

SCALE: AS NOTED
DRAWN BY: B.S.H.
REVIEWED BY: F.C.
DRAWING No: A 2-2
PLOT SCALE: 1" =

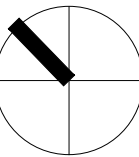
FILE NAME: 17 NAPIER - ARCHITECTURAL.DWG



01 ROOF PLAN
A2-3 SCALE: 1:75



KEY PLAN



1	ISSUED FOR	DD/MM/YYYY
No.	DESCRIPTION	DATE
REVISIONS		

ISSUED FOR CONSTRUCTION		
ISSUED FOR BID		
ISSUED FOR BUILDING PERMIT		
ISSUED FOR SITE PLAN APPROVAL		
SUBMITTALS		

CONTRACTORS MUST CHECK AND VERIFY ALL DIMENSIONS AND CONDITIONS ON THE PROJECT AND MUST REPORT ANY DISCREPANCIES TO THE DESIGNER BEFORE PROCEEDING WITH CONSTRUCTION.

THIS DRAWING MUST NOT BE USED FOR CONSTRUCTION PURPOSES UNTIL SEALED AND SIGNED BY THE DESIGNER.

DO NOT SCALE DRAWINGS.




FAUSTO CORTESE
ARCHITECTS

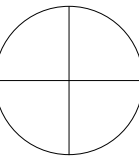
3590 RUTHERFORD RD. UNIT 7
VAUGHAN, ONTARIO, L4H 3T8
416-806-7000
FCORTESE@FCARCHITECTS.CA

DRAWING: DESIGN DRAWINGS PROPOSED ON 17 NAPIER ST	
DRAWING: ROOF PLAN	
PLOTTED: N/A	
DATE: 23/11/2021	PROJECT No: 2021-16
SCALE: AS NOTED	DRAWING No: A 2-3
DRAWN BY: B.S.H.	REVIEWED BY: F.C.

FILE NAME: 17 NAPIER - ARCHITECTURAL.DRAWING\$B2-04.DWG
PLOT SCALE: 1" =



KEY PLAN



1	ISSUED FOR	DD/MM/YYYY
No.	DESCRIPTION	DATE
	REVISIONS	

ISSUED FOR CONSTRUCTION
ISSUED FOR BID
ISSUED FOR BUILDING PERMIT
ISSUED FOR SITE PLAN APPROVAL
SUBMITTALS

CONTRACTORS MUST CHECK AND VERIFY ALL DIMENSIONS AND CONDITIONS ON THE PROJECT AND MUST REPORT ANY DISCREPANCIES TO THE DESIGNER BEFORE PROCEEDING WITH CONSTRUCTION.

THIS DRAWING MUST NOT BE USED FOR CONSTRUCTION PURPOSES UNTIL SEALED AND SIGNED BY THE DESIGNER.

DO NOT SCALE DRAWINGS.

FCA

FAUSTO CORTESE
ARCHITECTS


3590 RUTHERFORD RD. UNIT 7
VAUGHAN, ONTARIO, L4H 3T8
416-806-7000
FCORTESE@FCARCHITECTS.CA

DRAWING: DESIGN DRAWINGS ON 17 NAPIER ST	
DRAWING: ELEVATIONS	
PLOTTED: N/A	
DATE: 23/11/2021	PROJECT No: 2021-16
SCALE: AS NOTED	DRAWING No: A 3-0
DRAWN BY: B.SH	REVIEWED BY: F.C.

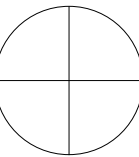
FILE NAME: 17 NAPIER - ARCHITECTURAL DRAWINGS2021-04.DWG



01 REAR ELEVATION
A3-1 SCALE: 1:75



KEY PLAN



1	ISSUED FOR	DD/MM/YYYY
No.	DESCRIPTION	DATE
	REVISIONS	

ISSUED FOR CONSTRUCTION		
ISSUED FOR BID		
ISSUED FOR BUILDING PERMIT		
ISSUED FOR SITE PLAN APPROVAL		
SUBMITTALS		

CONTRACTORS MUST CHECK AND VERIFY ALL DIMENSIONS AND CONDITIONS ON THE PROJECT AND MUST REPORT ANY DISCREPANCIES TO THE DESIGNER BEFORE PROCEEDING WITH CONSTRUCTION.

THIS DRAWING MUST NOT BE USED FOR CONSTRUCTION PURPOSES UNTIL SEALED AND SIGNED BY THE DESIGNER.

DO NOT SCALE DRAWINGS.



FAUSTO CORTESE
ARCHITECTS


3590 RUTHERFORD RD. UNIT 7
VAUGHAN, ONTARIO, L4H 3T8
416-806-7000
FCORTESE@FCARCHITECTS.CA

DRAWING:

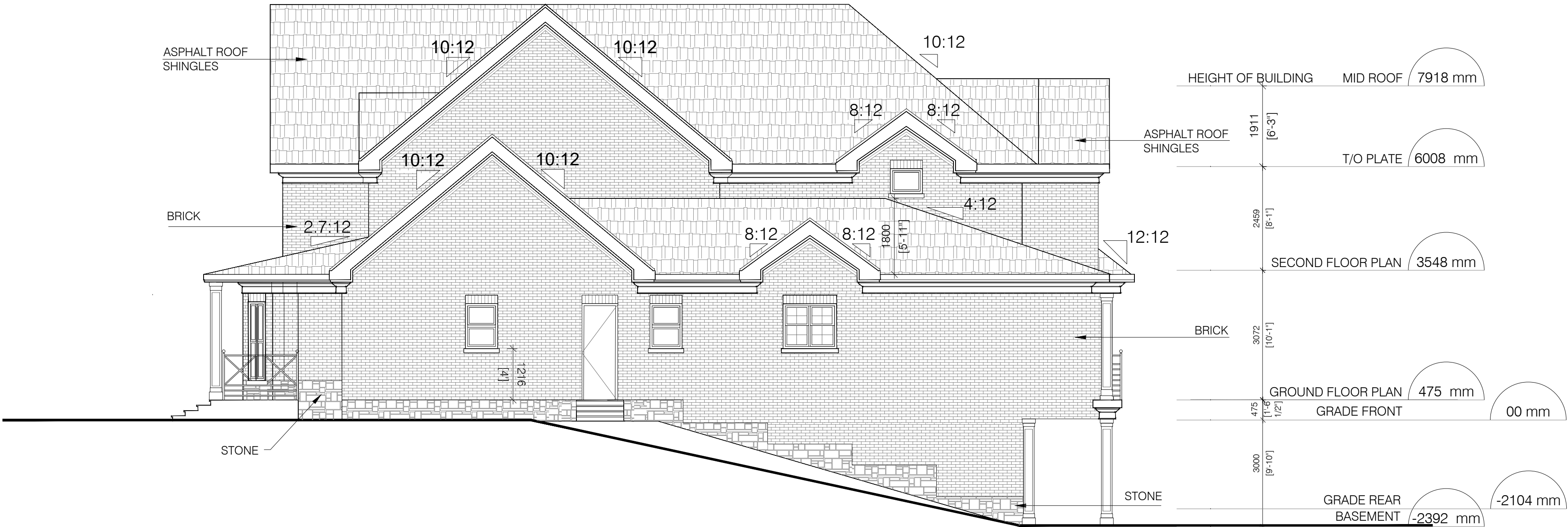
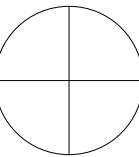
DESIGN DRAWINGS
ON
17 NAPIER ST

DRAWING: ELEVATIONS	
-	
PLOTTED: N/A	PROJECT No:
DATE: 23/11/2021	2021-16
SCALE: AS NOTED	DRAWING No: A3-1
DRAWN BY: B.SH	REVIEWED BY: F.C.

FILE NAME: 17 NAPIER - ARCHITECTURAL DRAWINGS2021-04.DWG



KEY PLAN



01 EAST ELEVATION
A3-2 SCALE: 1:75

1	ISSUED FOR	DD/MM/YYYY
No.	DESCRIPTION	DATE
	REVISIONS	

ISSUED FOR CONSTRUCTION
ISSUED FOR BID
ISSUED FOR BUILDING PERMIT
ISSUED FOR SITE PLAN APPROVAL
SUBMITTALS

CONTRACTORS MUST CHECK AND VERIFY ALL DIMENSIONS AND CONDITIONS ON THE PROJECT AND MUST REPORT ANY DISCREPANCIES TO THE DESIGNER BEFORE PROCEEDING WITH CONSTRUCTION.

THIS DRAWING MUST NOT BE USED FOR CONSTRUCTION PURPOSES UNTIL SEALED AND SIGNED BY THE DESIGNER.

DO NOT SCALE DRAWINGS.



FAUSTO CORTESE
ARCHITECTS

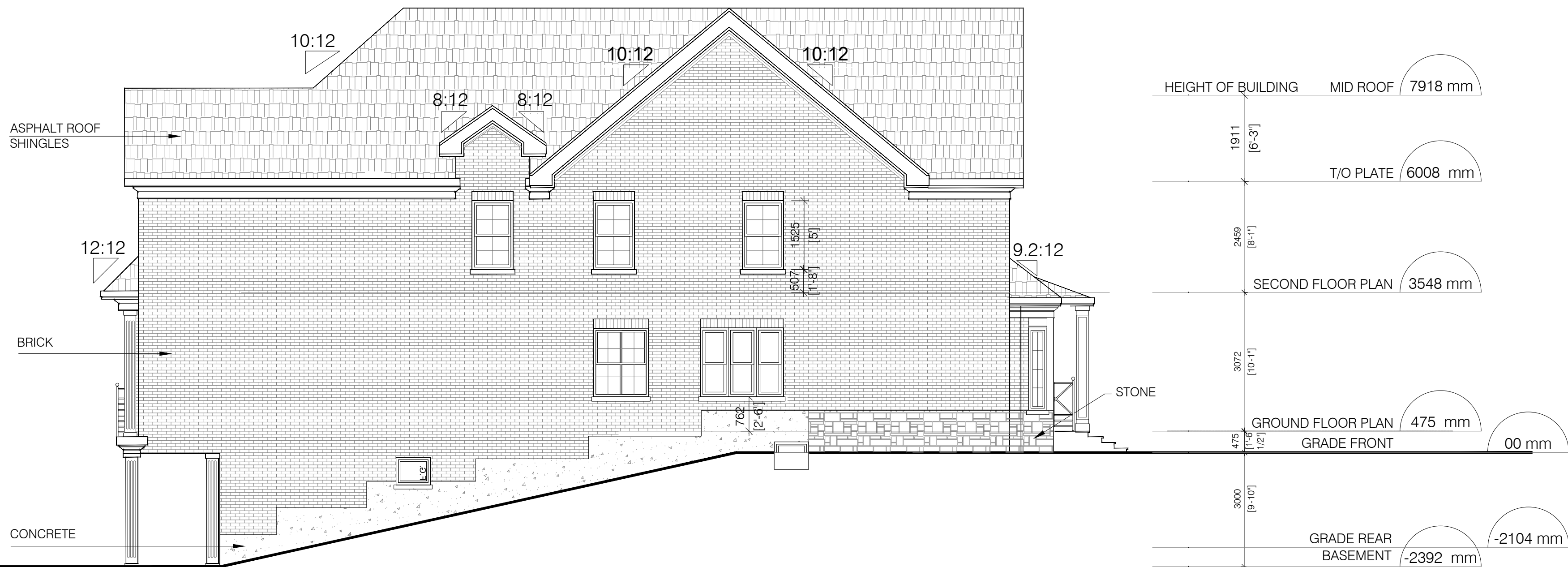
3590 RUTHERFORD RD. UNIT 7
VAUGHAN, ONTARIO, L4H 3T8
416-806-7000
FCORTESE@FCARCHITECTS.CA

DRAWING:	DESIGN DRAWINGS
	ON
	17 NAPIER


DRAWING:	ELEVATIONS
	-
PLOTTED:	N/A
DATE:	23/11/2021
PROJECT No:	2021-16
SCALE:	DRAWING No:
AS NOTED	
DRAWN BY:	REVIEWED BY:
B.S.H.	F.C.

A 3-2

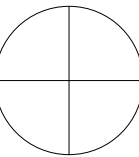
FILE NAME: 17 NAPIER - ARCHITECTURAL DRAWINGS2021-04-03.DWG



01 WEST ELEVATION
A3-3 SCALE: 1:75



KEY PLAN



1	ISSUED FOR	DD/MM/YYYY
No.	DESCRIPTION	DATE
	REVISIONS	

ISSUED FOR CONSTRUCTION
ISSUED FOR BID
ISSUED FOR BUILDING PERMIT
ISSUED FOR SITE PLAN APPROVAL
SUBMITTALS

CONTRACTORS MUST CHECK AND VERIFY ALL DIMENSIONS AND CONDITIONS ON THE PROJECT AND MUST REPORT ANY DISCREPANCIES TO THE DESIGNER BEFORE PROCEEDING WITH CONSTRUCTION.

THIS DRAWING MUST NOT BE USED FOR CONSTRUCTION PURPOSES UNTIL SEALED AND SIGNED BY THE DESIGNER.

DO NOT SCALE DRAWINGS.



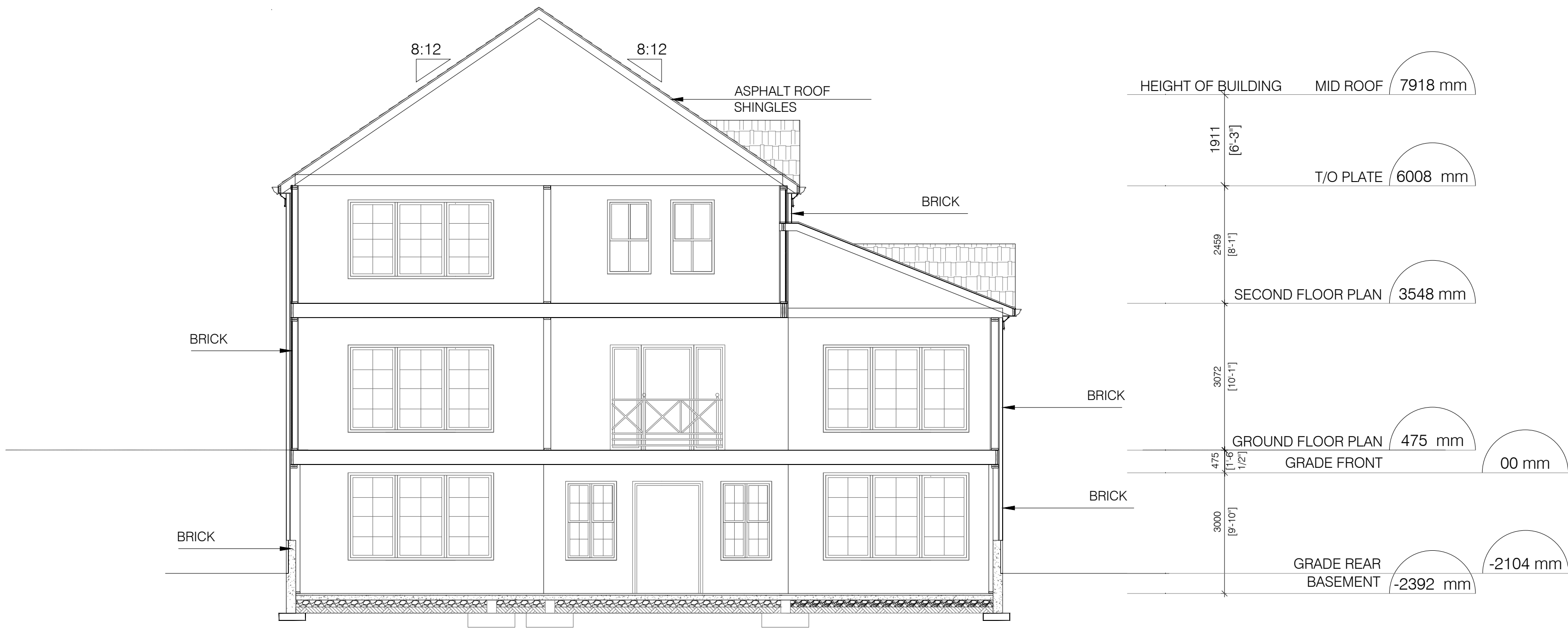
FAUSTO CORTESE
ARCHITECTS

3590 RUTHERFORD RD. UNIT 7
VAUGHAN, ONTARIO, L4H 3T8
416-806-7000
FCORTESE@FCARCHITECTS.CA


DRAWING: DESIGN DRAWINGS
ON
17 NAPIER ST

DRAWING:	ELEVATIONS
PLOTTED:	N/A
DATE:	23/11/2021
PROJECT No:	2021-16
SCALE:	AS NOTED
DRAWN BY:	B.S.H.
REVIEWED BY:	F.C.
DRAWING No:	A 3-3

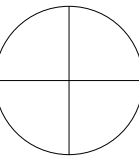
FILE NAME: 17 NAPIER - ARCHITECTURAL DRAWINGS2021-04-03.DWG
PLOT SCALE: 1"=



01 SECTION A
A4-0 SCALE: 1:75



KEY PLAN



1	ISSUED FOR	DD/MM/YYYY
No.	DESCRIPTION	DATE
	REVISIONS	

ISSUED FOR CONSTRUCTION
ISSUED FOR BID
ISSUED FOR BUILDING PERMIT
ISSUED FOR SITE PLAN APPROVAL
SUBMITTALS

CONTRACTORS MUST CHECK AND VERIFY ALL DIMENSIONS AND CONDITIONS ON THE PROJECT AND MUST REPORT ANY DISCREPANCIES TO THE DESIGNER BEFORE PROCEEDING WITH CONSTRUCTION.

THIS DRAWING MUST NOT BE USED FOR CONSTRUCTION PURPOSES UNTIL SEALED AND SIGNED BY THE DESIGNER.

DO NOT SCALE DRAWINGS.

FCA

FAUSTO CORTESE
ARCHITECTS

3590 RUTHERFORD RD. UNIT 7
VAUGHAN, ONTARIO, L4H 3T8
416-806-7000
FCORTESE@FCARCHITECTS.CA

DRAWING:	DESIGN DRAWINGS
	ON 17 NAPIER ST
DRAWING:	SECTION
	-
PLOTTED:	N/A
DATE:	23/11/2021
PROJECT No:	2021-16
SCALE:	AS NOTED
DRAWN BY:	REVIEWED BY:
B.SH	F.C.
	A 4-0

FILE NAME: 17 NAPIER - ARCHITECTURAL.DWG
PLOT SCALE: 1"=